

Country Energy Regulated Retail Price list

Effective 1 July 2011



countryenergy

Country Energy Regulated Retail Price List

Effective 1 July 2011

The rates in this booklet are issued by Origin Energy Electricity Limited ABN 33 071 052 287 trading as Country Energy (“**Country Energy**”). These rates are the rates charged to customers who are being supplied electricity under Country Energy’s Standard Form contract and the premises being supplied is in Essential Energy’s (previously Country Energy) distribution district.

Document:

Country Energy Regulated Retail Price List
Effective 1 July 2011



countryenergy

TABLE OF CONTENTS

TABLE OF CONTENTS	3
1 COUNTRY ENERGY RETAIL PRICE LIST	4
1.1 EXPLANATORY NOTES	4
1.1.1 Customer Classifications	4
1.1.2 Transfer between regulated retail pricing options	4
1.1.3 Variation of Regulated Retail Prices	4
1.1.4 Small Retail Customer	5
1.1.5 Accounts	5
1.2 REGULATED RETAIL PRICING OPTIONS	5
1.2.1 Residential Regulated Retail Prices - all areas	6
1.2.2 Business Regulated Retail Prices – all areas	6
1.2.3 Residential Tariffs – Far West Region only	7
1.2.4 Business Tariffs – Far West Region only	8
1.3 GREENPOWER REGULATED RETAIL PRICING OPTIONS	9
2 OBSOLETE REGULATED RETAIL PRICING OPTIONS	9
2.1.1 All Areas	10
2.1.2 Hillston, Griffith, Hay, Darlington Point, Coleambally, Narranderra, Yanco and Leeton	11
2.1.3 Armidale, Uralla and Walcha	12
2.1.4 Bateman’s Bay, Bega, Moruya, Eden, Narooma, Tura Beach and Tuross Head	13
2.1.5 Bathurst and Oberon	14
2.1.6 Crookwell, Goulburn, Queanbeyan, Braidwood, Bungendore and Wee Jasper	15
2.1.7 Cobar, Coonamble, Dubbo, Gilgandra, Nyngan, Narromine, Warren and Wellington	16
2.1.8 Dungog, Stroud, Tea Gardens and Gloucester	16
2.1.9 Gunnedah, Narrabri, Wee Waa, Boggabri, Walgett, Brewarrina and Bourke	17
2.1.10 Kempsey, Port Macquarie, Taree, Wauchope and Camden Haven	17
2.1.11 Manilla, Barraba, Quirindi, Murrurundi, Nundle, Tamworth and Werris Creek	18
2.1.12 Cooma, Adaminaby, Jindabyne, Dalgety, and Berridale	19
2.1.13 Mudgee, Gulgong and Coonabarabran	20
2.1.14 Tumut, Adelong, Gundagai, Batlow, Talbingo, Tumbarumba and Cabramurra	21
2.1.15 Orange, Blayney	22
2.1.16 Parkes, Forbes, Cowra, Canowindra, Grenfell and Condobolin	23
2.1.17 Tenterfield, Inverell, Moree, Warialda, Tingha, Bingara and Goondiwindi	23
2.1.18 Tweed Heads, Ballina, Lismore, Grafton, Coffs Harbour and Nambucca	24
2.1.19 Lockhart, Collingullie, Wagga Wagga, Tarcutta, Holbrook, Culcairn, Walla Walla and Henty	25
2.1.20 Wentworth, Balranald, Wakool, Windouran, Conargo, Berrigan, Murray, Corowa and Hume	26
2.1.21 West Wyalong, Temora, Jugiong, Coolamon, Junee and Cootamundra	27
2.1.22 Young, Boorowa, Frogmore, Reids Flat	28
2.1.23 Broken Hill	29
2.1.24 Far West Region	29
2.2 REGULATED RETAIL CHARGES	30
2.2.1 Dishonoured Bank Cheque	30
2.2.2 Late Payment Fee	30
2.2.3 Security Deposit	30
3 REBATE SCHEDULE FOR COUNTRY ENERGY – ALL REGIONS	30
3.1 NSW LOW INCOME HOUSEHOLD REBATE	30
3.2 LIFE SUPPORT REBATE	31

1 COUNTRY ENERGY RETAIL PRICE LIST

All Regulated Retail prices are inclusive of a component to recover part of Country Energy's contributions to the NSW Government's Climate Change Fund (formerly known as Energy Savings Fund (ESF)) from 1 July 2005. This fund will support energy savings initiatives across NSW.

1.1 EXPLANATORY NOTES

1.1.1 Customer Classifications

- Residential

Residential regulated retail prices are available for all consumption in premises used wholly or principally as private dwellings. A private dwelling is a house, flat, home unit, town house or similar premises including places of worship and includes residential sections of:

- Boarding houses;
- Bed and breakfast
- Nursing homes;
- Hospitals;
- Educational institutions; and
- Approved caravan parks,

whose consumption does not exceed 160MWh per year.

- Business

Business regulated retail prices are available for low voltage electricity supplied to premises for any other purpose. These prices are generally applicable to factories, warehouses, hotels, motels, shops, offices, schools, sheds, irrigation pumps, sporting and social clubs whose consumption does not exceed 160MWh per year.

- Time of Use

Time of Use prices (TOU) are available for business or residential supply. The Time of Use option enables financial benefits for controlled usage at predetermined time periods as listed in definitions below.

- **PEAK PERIOD** is from 7.00 am to 9.00 am and 5.00 pm to 8.00 pm on weekdays.
- **SHOULDER PERIOD** is from 9.00 am to 5.00 pm and 8.00 pm to 10.00 pm on weekdays.
- **OFF-PEAK PERIOD** is at all other times.

All times are Eastern Standard Time and Summer Time as appropriate. Summer Time will apply from the last Sunday in October at 2am and finishes on the last Sunday in March at 3am of the following year.

1.1.2 Transfer between regulated retail pricing options

Where it is known that a different regulated retail price becomes applicable due to an alteration in the use of electricity in a premise, the regulated retail price may be changed subject to the approval of Country Energy.

Customers in the first instance will be connected to a continuous product and controlled load products where applicable. Where a customer requests a change in product option, an application shall be made by the customer, preferably in writing. If a customer wishes to change to the Time of Use (TOU) option and a TOU meter has been provided at the time of connection, no metering installation charge will be required. Where a new TOU meter is required for this tariff to be applied, a metering installation charge will apply.

1.1.3 Variation of Regulated Retail Prices

A variation in regulated retail prices under the standard form contract has no effect, and must not be imposed unless a notice setting out the particulars of the variation is first:

- Published by Country Energy in a newspaper or newspapers circulating throughout NSW or the area in which the variation is to take effect and published on www.countryenergy.com.au
- If relevant to a particular customer or group of customers, notice is served on the customer or group of customers.

The notice must contain the following details:

- Specify the date on or after which the variation is to take effect being a date that is later than the date that the notice is published or served, and
- Include a statement of the new rates or the amount of variation.

Where a regulated retail price change falls within a billing period, charges shall be prorated on a daily basis.

1.1.4 Small Retail Customer

A small retail customer is a customer that consumes less than 160 MWh per annum. In accordance with the Electricity Supply (General) Regulation 2001, Country Energy must determine the rate of consumption or expected consumption of electricity of a customer for the purpose of determining whether or not the customer is a small retail customer or not.

At any time Country Energy becomes aware that a customer consumes electricity at a premise at the rate of greater than 160 MWh per annum and that customer is taking supply under Country Energy's standard form contract, Country Energy must give written notice to the customer that the customer must arrange supply under a customer supply contract with Country Energy or another supplier.

1.1.5 Accounts

Accounts are calculated on the actual number of days between meter readings and the total consumption (kWh) registered on the meter during that period. Accounts will be rendered at regular intervals determined by Country Energy. Accounts are rendered in accordance with the Electricity Supply (General) Regulation 2001. The "Summary of your rights regarding bills and charges" under the Electricity Supply (General) Regulation 2001 is available at www.countryenergy.com.au or a copy may be requested by contacting a customer service advisor on 13 23 56.

1.2 REGULATED RETAIL PRICING OPTIONS

All regulated retail prices published under this section are in accordance with any relevant determination of the Independent Pricing and Regulatory Tribunal "IPART" (Section 1.24 of the Electricity Supply Act).

The regulated retail pricing options listed under this section will be applicable to:

- New connections in Essential Energy's supply district under Country Energy's Standard Form Contract. This contract is available to Small Retail Customers (annual consumption must be less than 160MWh per annum).
- Small Retail Customers opting back from a negotiated contract to Country Energy's Standard Form Contract.
- Small Retail Customers applying to Country Energy to convert to non obsolete pricing options.

A copy of Country Energy's Standard Form Contract is available at www.countryenergy.com.au or may be requested by contacting a customer service advisor on 13 23 56.

The following criteria determine which prices apply to Small Retail Customers who wish to apply for supply under Country Energy's Standard Form Contract:

- **Residential:** Premises principally used as a private residence and identified as a Residential Customer.
- **Residential Controlled Load 1:** Supply will be made available where another primary metering point is present at the same metering point as the secondary load and the load is remotely controlled. Applicable to loads such as water heating, swimming pool operation, heat pumps etc. Loads must be permanently connected. Supply will be made available for 5 to 9 hours overnight on weekdays and extra hours on weekends except where the load is controlled by a time clock. Note: This tariff is not available for the top boost element of a two element water heater for new connections.
- **Residential Controlled Load 2:** Supply will be made available where another primary metering point is present at the same metering point as the secondary load and the load is remotely controlled. Applicable to loads such as water heating, swimming pool operation, heat pumps etc. Loads must be permanently connected. Supply will be made available for 10 to 18 hours per day on weekdays and extra hours on weekends except where the load is controlled by a time clock.
- **Residential Time of Use (TOU):** To residential premises where a TOU meter has been provided at the time of connection, no metering installation charge will be required. Where a new TOU meter is required for this tariff to be applied, a metering installation charge will apply.
- **Business:** To any other premises that are not identified as residential and whose consumption does not exceed 160 MWh per year.

- Business Controlled Load 1: To business premises. Supply will be made available where another primary metering point is present at the same metering point as the secondary load and the load is remotely controlled. Applicable to loads such as water heating, swimming pool operation, heat pumps etc. Loads must be permanently connected. Supply will be made available for 5 to 9 hours overnight on weekdays and extra hours on weekends except where the load is controlled by a time clock.
- Business Controlled Load 2: To business premises. Supply will be made available where another primary metering point is present at the same metering point as the secondary load and the load is remotely controlled. Applicable to loads such as water heating, swimming pool operation, heat pumps etc. Loads must be permanently connected. Supply will be made available for 10 to 18 hours per day on weekdays and extra hours on weekends except where the load is controlled by a time clock.
- Business Time of Use (TOU): To business premises, where a TOU meter has been provided at the time of connection, no metering installation charge will be required. Where a new TOU meter is required for this tariff to be applied, a metering installation charge will apply.

1.2.1 Residential Regulated Retail Prices - all areas

	Excl GST (cents)	Incl GST (cents)
5700 Residential		
All KWh	26.2280	28.8508
Supply charge per day	98.0040	107.8044
5701 Residential - Controlled Load 1		
All KWh	10.0000	11.0000
Supply charge per day	8.2990	9.1289
5702 Residential - Controlled Load 2		
All KWh	15.0530	16.5583
Supply charge per day	9.8290	10.8119
5705 Residential - Peak		
All KWh	28.2460	31.0706
Supply charge per day	126.5650	139.2215
5706 Residential - Shoulder		
All KWh	28.2460	31.0706
5707 Residential - Off Peak		
All KWh	14.1430	15.5573

1.2.2 Business Regulated Retail Prices – all areas

	Excl GST (cents)	Incl GST (cents)
5740 Business		
All KWh	30.0380	33.0418
Supply charge per day	124.5140	136.9654
5741 Business - Controlled Load 1		
All KWh	9.3040	10.2344
Supply charge per day	16.7050	18.3755
5742 Business - Controlled Load 2		
All KWh	14.9850	16.4835
Supply charge per day	16.7050	18.3755
5745 Business - Peak		
All KWh	26.1740	28.7914
Supply charge per day	377.5380	415.2918
5746 Business - Shoulder		
All KWh	26.1740	28.7914
5747 Business - Off Peak		
All KWh	14.9990	16.4989

Country Energy Regulated Retail Price List

Effective 1 July 2011

Version 1

1.2.3 Residential Tariffs – Far West Region only

	Excl GST (cents)	Incl GST (cents)
7400 Residential		
First 100KWh	26.2280	28.8508
All Remaining KWh	24.9040	27.3944
Supply charge per day	65.7070	72.2777
7401 Residential - Controlled Load 1		
All KWh	10.0000	11.0000
Supply charge per day	5.4300	5.9730
7407 Residential - Controlled Load 1		
All KWh	10.0000	11.0000
Supply charge per day	5.4300	5.9730
7402 Residential - Controlled Load 2		
All KWh	15.0530	16.5583
Supply charge per day	6.4970	7.1467
7408 Residential - Controlled Load 2		
All KWh	15.0530	16.5583
Supply charge per day	6.4970	7.1467
7406 Residential		
All KWh	26.2280	28.8508
Supply charge per day	65.7070	72.2777





1.2.4 Business Tariffs – Far West Region only

	Excl GST (cents)	Incl GST (cents)
7403 Business		
All KWh	30.0380	33.0418
Supply charge per day	124.5140	136.9654
7404 Business - Controlled Load 1		
All KWh	9.3040	10.2344
Supply charge per day	8.1930	9.0123
7405 Business - Controlled Load 2		
All KWh	14.9850	16.4835
Supply charge per day	10.9080	11.9988
7412 Business - Peak		
All KWh	27.3110	30.0421
Supply charge per day	377.5380	415.2918
7413 Business - Shoulder		
All KWh	27.3110	30.0421
7414 Business - Off Peak		
All KWh	15.8940	17.4834

1.3 GREENPOWER REGULATED RETAIL PRICING OPTIONS

Country Energy offers the following GreenPower alternatives. The prices are additional to the regulated tariff.



Residential Products

Product	Weekly Price (Including GST)	GreenPower kWhs per year	GreenPower Accreditation
countrygreen® 10%	\$1.30	647*	
countrygreen® 20%	\$2.00	1294*	
countrygreen® 50%	\$4.50	3235*	
countrygreen® 100%	\$8.00	6470*	

countrygreen® is accredited under the National GreenPower Accreditation Program.

* 6,470kWh is indicative of the average household energy consumption as determined by the Department of Water and Energy.

Business Products

Product	Price per kWh (including GST)	GreenPower Accreditation
countrygreen® energy - business 10%	Additional 1.43 cents per kWh	
countrygreen® energy - business 100%	Additional 7.15 cents per kWh	

countrygreen® energy – business is accredited under the National GreenPower Accreditation Program.

2 OBSOLETE REGULATED RETAIL PRICING OPTIONS

All regulated retail prices published under this section are in accordance with any relevant determination of the Independent Pricing and Regulatory Tribunal “IPART” (Section 1.24 of the Electricity Supply Act).

From time to time regulated retail pricing options are made obsolete. Small Retail Customers will remain on obsolete prices until such time that:

- The Small Retail Customer vacates the premise;
- The Small Retail Customer opts back from a negotiated contract to supply under Country Energy’s Standard Form Contract
- The Small Retail Customer applies to Country Energy to convert to non obsolete pricing options.

The Retail Prices listed under this section are not available to Small Retail customers moving into premises or Small Retail customers opting back from a negotiated contract to supply under Country Energy’s Standard Form Contract. The Regulated Retail Prices applicable to these customers are listed in Section 1.2. Regulated Retail Pricing Options.

2.1.1 All Areas

	Excl GST (cents)	Incl GST (cents)
5720 Residential		
All KWh	26.2280	28.8508
Supply charge per day	98.0040	107.8044
5721 Residential - Controlled Load 1		
All KWh	10.0000	11.0000
Supply charge per day	8.2990	9.1289
5722 Residential - Controlled Load 2		
All KWh	15.0530	16.5583
Supply charge per day	9.8290	10.8119
5725 Residential - Peak		
All KWh	28.2460	31.0706
Supply charge per day	126.5650	139.2215
5726 Residential - Shoulder		
All KWh	28.2460	31.0706
5727 Residential - Off Peak		
All KWh	14.1430	15.5573

	Excl GST (cents)	Incl GST (cents)
5730 Business		
All KWh	30.0380	33.0418
Supply charge per day	124.5140	136.9654
5731 Business - Controlled Load 1		
All KWh	9.3040	10.2344
Supply charge per day	16.7050	18.3755
5732 Business - Controlled Load 2		
All KWh	14.9850	16.4835
Supply charge per day	16.7050	18.3755
5735 Business - Peak		
All KWh	27.3110	30.0421
Supply charge per day	439.5100	483.4610
5736 Business - Shoulder		
All KWh	27.3110	30.0421
5737 Business - Off Peak		
All KWh	14.9990	16.4989

2.1.2 Hillston, Griffith, Hay, Darlington Point, Coleambally, Narranderra, Yanco and Leeton

	Excl GST (cents)	Incl GST (cents)
5000 Residential		
All KWh	26.2280	28.8508
Supply charge per day	65.7070	72.2777
5001 Residential - Controlled Load 1		
All KWh	9.2640	10.1904
Supply charge per day	5.4300	5.9730
5002 Residential - Controlled Load 2		
All KWh	15.0530	16.5583
Supply charge per day	6.4970	7.1467
5003 Residential - Peak		
All KWh	23.8220	26.2042
Supply charge per day	98.0040	107.8044
5004 Residential - Shoulder		
All KWh	20.6260	22.6886
5005 Residential - Off Peak		
All KWh	10.4000	11.4400
5077 Residential		
All KWh	26.2280	28.8508
Supply charge per day	65.7070	72.2777
5081 Residential - Controlled Load 1		
All KWh	10.0000	11.0000
Supply charge per day	5.4300	5.9730
5163 Residential - Controlled Load 2		
All KWh	15.0530	16.5583
Supply charge per day	6.4970	7.1467
5006 Residential - Peak		
All KWh	28.2460	31.0706
Supply charge per day	138.0420	151.8462
5007 Residential - Shoulder		
All KWh	24.5440	26.9984
5008 Residential - Off Peak		
All KWh	10.9620	12.0582

	Excl GST (cents)	Incl GST (cents)
5009 Business		
First 3.3 KWh	39.1810	43.0991
All Remaining KWh	28.1800	30.9980
Supply charge per day	81.6660	89.8326
5011 Business - Controlled Load 1		
All KWh	9.3040	10.2344
Supply charge per day	10.9080	11.9988
5012 Business - Controlled Load 2		
All KWh	14.9850	16.4835
Supply charge per day	10.9080	11.9988
5013 Business - Peak		
All KWh	26.5620	29.2182
Supply charge per day	377.5380	415.2918
5014 Business - Shoulder		
All KWh	26.5620	29.2182
5015 Business - Off Peak		
All KWh	14.9990	16.4989
5010 Business		
First 3.3 KWh	47.5230	52.2753
All Remaining KWh	30.0380	33.0418
Supply charge per day	81.6660	89.8326
5047 Business - Controlled Load 1		
All KWh	9.3040	10.2344
Supply charge per day	10.9080	11.9988
5056 Business - Controlled Load 2		
All KWh	14.9850	16.4835
Supply charge per day	10.9080	11.9988
5016 Business - Peak		
All KWh	27.3110	30.0421
Supply charge per day	377.5380	415.2918
5017 Business - Shoulder		
All KWh	27.3110	30.0421
5018 Business - Off Peak		
All KWh	15.8940	17.4834

2.1.3 Armidale, Uralla and Walcha

	Excl GST (cents)	Incl GST (cents)
5504 Residential		
First 9.84 KWh	26.2280	28.8508
All Remaining KWh	24.9040	27.3944
Supply charge per day	98.0040	107.8044
5516 Residential - Controlled Load 1		
All KWh	10.0000	11.0000
Supply charge per day	8.2990	9.1289
5522 Residential - Controlled Load 2		
All KWh	15.0530	16.5583
Supply charge per day	9.8290	10.8119
5507 Residential		
All KWh	26.2280	28.8508
Supply charge per day	98.0040	107.8044
5518 Residential - Controlled Load 1		
All KWh	10.0000	11.0000
Supply charge per day	8.7740	9.6514
5523 Residential - Controlled Load 2		
All KWh	15.0530	16.5583
Supply charge per day	9.8290	10.8119

	Excl GST (cents)	Incl GST (cents)
5512 Business		
All KWh	30.0380	33.0418
Supply charge per day	124.5140	136.9654
5520 Business - Controlled Load 1		
All KWh	9.3040	10.2344
Supply charge per day	16.7050	18.3755
5524 Business - Controlled Load 2		
All KWh	14.9850	16.4835
Supply charge per day	16.7050	18.3755
5513 Business - Peak		
All KWh	27.9650	30.7615
Supply charge per day	520.5000	572.5500
5514 Business - Shoulder		
All KWh	26.5620	29.2182
5515 Business - Off Peak		
All KWh	15.1190	16.6309

2.1.4 Bateman's Bay, Bega, Moruya, Eden, Narooma, Tura Beach and Tuross Head

	Excl GST (cents)	Incl GST (cents)		Excl GST (cents)	Incl GST (cents)
5000 Residential			5009 Business		
All KWh	26.2280	28.8508	First 3.3 KWh	39.1810	43.0991
Supply charge per day	65.7070	72.2777	All Remaining KWh	28.1800	30.9980
5001 Residential - Controlled Load 1			Supply charge per day	81.6660	89.8326
All KWh	9.2640	10.1904	5011 Business - Controlled Load 1		
Supply charge per day	5.4300	5.9730	All KWh	9.3040	10.2344
5002 Residential - Controlled Load 2			Supply charge per day	10.9080	11.9988
All KWh	15.0530	16.5583	5012 Business - Controlled Load 2		
Supply charge per day	6.4970	7.1467	All KWh	14.9850	16.4835
5003 Residential - Peak			Supply charge per day	10.9080	11.9988
All KWh	23.8220	26.2042	5013 Business - Peak		
Supply charge per day	98.0040	107.8044	All KWh	26.5620	29.2182
5004 Residential - Shoulder			Supply charge per day	377.5380	415.2918
All KWh	20.6260	22.6886	5014 Business - Shoulder		
5005 Residential - Off Peak			All KWh	26.5620	29.2182
All KWh	10.4000	11.4400	5015 Business - Off Peak		
5077 Residential			All KWh	14.9990	16.4989
All KWh	26.2280	28.8508	5010 Business		
Supply charge per day	65.7070	72.2777	First 3.3 KWh	47.5230	52.2753
5081 Residential - Controlled Load 1			All Remaining KWh	30.0380	33.0418
All KWh	10.0000	11.0000	Supply charge per day	81.6660	89.8326
Supply charge per day	5.4300	5.9730	5047 Business - Controlled Load 1		
5090 Residential - Controlled Load 2			All KWh	9.3040	10.2344
All KWh	15.0530	16.5583	Supply charge per day	10.9080	11.9988
Supply charge per day	6.4970	7.1467	5056 Business - Controlled Load 2		
5006 Residential - Peak			All KWh	14.9850	16.4835
All KWh	28.2460	31.0706	Supply charge per day	10.9080	11.9988
Supply charge per day	138.0420	151.8462	5016 Business - Peak		
5007 Residential - Shoulder			All KWh	27.3110	30.0421
All KWh	24.5440	26.9984	Supply charge per day	377.5380	415.2918
5008 Residential - Off Peak			5017 Business - Shoulder		
All KWh	10.9620	12.0582	All KWh	27.3110	30.0421
			5018 Business - Off Peak		
			All KWh	15.8940	17.4834

2.1.5 Bathurst and Oberon

	Excl GST (cents)	Incl GST (cents)
145 Residential		
First 3.3 KWh	33.7810	37.1591
All Remaining KWh	26.2280	28.8508
Supply charge per day	65.7070	72.2777
146 Residential - Controlled Load 1		
All KWh	10.0000	11.0000
Supply charge per day	5.4300	5.9730
147 Residential - Controlled Load 2		
All KWh	15.0530	16.5583
Supply charge per day	6.4970	7.1467
148 Space Heat/Cool-Unrest 2-Rate		
All KWh	25.8130	28.3943
149 Space Heat/Cool-Rest 2-Rate		
All KWh	13.9960	15.3956
345 Residential		
First 3.3 KWh	36.7890	40.4679
All Remaining KWh	26.2280	28.8508
Supply charge per day	65.7070	72.2777
360 Residential - Controlled Load 1		
All KWh	10.0000	11.0000
Supply charge per day	5.4300	5.9730
361 Residential - Controlled Load 2		
All KWh	15.0530	16.5583
Supply charge per day	6.4970	7.1467
440 Business		
All KWh	30.0380	33.0418
Supply charge per day	124.5140	136.9654

	Excl GST (cents)	Incl GST (cents)
190 Business - Controlled Load 1		
All KWh	9.3040	10.2344
Supply charge per day	10.9080	11.9988
191 Business - Controlled Load 2		
All KWh	14.9850	16.4835
Supply charge per day	10.9080	11.9988
245 Business - Peak		
All KWh	24.1030	26.5133
Supply charge per day	377.5380	415.2918
246 Business - Shoulder		
All KWh	24.1030	26.5133
247 Business - Off Peak		
All KWh	14.9990	16.4989
445 Business		
All KWh	30.0380	33.0418
Supply charge per day	124.5140	136.9654
465 Business - Peak		
All KWh	26.1200	28.7320
Supply charge per day	377.5380	415.2918
466 Business - Shoulder		
All KWh	26.1200	28.7320
467 Business - Off Peak		
All KWh	14.9990	16.4989

2.1.6 Crookwell, Goulburn, Queanbeyan, Braidwood, Bungendore and Wee Jasper

	Excl GST (cents)	Incl GST (cents)		Excl GST (cents)	Incl GST (cents)
5000 Residential			5009 Business		
All KWh	26.2280	28.8508	First 3.3 KWh	39.1810	43.0991
Supply charge per day	65.7070	72.2777	All Remaining KWh	28.1800	30.9980
5001 Residential - Controlled Load 1			Supply charge per day	81.6660	89.8326
All KWh	9.2640	10.1904	5011 Business - Controlled Load 1		
Supply charge per day	5.4300	5.9730	All KWh	9.3040	10.2344
5002 Residential - Controlled Load 2			Supply charge per day	10.9080	11.9988
All KWh	15.0530	16.5583	5012 Business - Controlled Load 2		
Supply charge per day	6.4970	7.1467	All KWh	14.9850	16.4835
5003 Residential - Peak			Supply charge per day	10.9080	11.9988
All KWh	23.8220	26.2042	5013 Business - Peak		
Supply charge per day	98.0040	107.8044	All KWh	26.5620	29.2182
5004 Residential - Shoulder			Supply charge per day	377.5380	415.2918
All KWh	20.6260	22.6886	5014 Business - Shoulder		
5005 Residential - Off Peak			All KWh	26.5620	29.2182
All KWh	10.4000	11.4400	5015 Business - Off Peak		
5064 Residential			All KWh	14.9990	16.4989
All KWh	26.2280	28.8508	5010 Business		
Supply charge per day	98.0040	107.8044	First 3.3 KWh	47.5230	52.2753
5081 Residential - Controlled Load 1			All Remaining KWh	30.0380	33.0418
All KWh	10.0000	11.0000	Supply charge per day	81.6660	89.8326
Supply charge per day	5.4300	5.9730	5047 Business - Controlled Load 1		
5089 Residential - Controlled Load 2			All KWh	9.3040	10.2344
All KWh	15.0530	16.5583	Supply charge per day	10.9080	11.9988
Supply charge per day	6.4970	7.1467	5056 Business - Controlled Load 2		
5006 Residential - Peak			All KWh	14.9850	16.4835
All KWh	28.2460	31.0706	Supply charge per day	10.9080	11.9988
Supply charge per day	138.0420	151.8462	5016 Business - Peak		
5007 Residential - Shoulder			All KWh	27.3110	30.0421
All KWh	24.5440	26.9984	Supply charge per day	377.5380	415.2918
5008 Residential - Off Peak			5017 Business - Shoulder		
All KWh	10.9620	12.0582	All KWh	27.3110	30.0421
			5018 Business - Off Peak		
			All KWh	15.8940	17.4834

2.1.7 Cobar, Coonamble, Dubbo, Gilgandra, Nyngan, Narromine, Warren and Wellington

	Excl GST (cents)	Incl GST (cents)		Excl GST (cents)	Incl GST (cents)
140 Residential			107 Business - Controlled Load 2		
First 3.28 KWh	38.2330	42.0563	All KWh	14.9850	16.4835
All Remaining KWh	25.1040	27.6144	Supply charge per day	16.7050	18.3755
Supply charge per day	65.7070	72.2777	245 Business - Peak		
142 Residential - Controlled Load 1			All KWh	24.1030	26.5133
All KWh	9.3710	10.3081	Supply charge per day	377.5380	415.2918
Supply charge per day	10.7770	11.8547	246 Business - Shoulder		
143 Residential - Controlled Load 2			All KWh	24.1030	26.5133
All KWh	15.0530	16.5583	247 Business - Off Peak		
Supply charge per day	9.8290	10.8119	All KWh	14.9990	16.4989
367 Residential			445 Business		
All KWh	26.2280	28.8508	All KWh	30.0380	33.0418
Supply charge per day	115.6810	127.2491	Supply charge per day	124.5140	136.9654
116 Residential - Controlled Load 1			465 Business - Peak		
All KWh	9.3710	10.3081	All KWh	26.1200	28.7320
Supply charge per day	10.7770	11.8547	Supply charge per day	377.5380	415.2918
117 Residential - Controlled Load 2			466 Business - Shoulder		
All KWh	15.0530	16.5583	All KWh	26.1200	28.7320
Supply charge per day	9.8290	10.8119	467 Business - Off Peak		
440 Business			All KWh	14.9990	16.4989
All KWh	30.0380	33.0418			
Supply charge per day	124.5140	136.9654			
106 Business - Controlled Load 1					
All KWh	9.3040	10.2344			
Supply charge per day	16.7050	18.3755			

2.1.8 Dungog, Stroud, Tea Gardens and Gloucester

	Excl GST (cents)	Incl GST (cents)		Excl GST (cents)	Incl GST (cents)
5501 Residential			5511 Business		
First 9.84 KWh	26.2280	28.8508	All KWh	30.0380	33.0418 *
All Remaining KWh	24.9040	27.3944	Supply charge per day	124.5140	136.9654 *
Supply charge per day	98.0040	107.8044	5610 Business - Controlled Load 1		
5517 Residential - Controlled Load 1			All KWh	9.3040	10.2344 *
All KWh	9.3710	10.3081	Supply charge per day	16.7050	18.3755 *
Supply charge per day	10.7770	11.8547	5524 Business - Controlled Load 2		
5522 Residential - Controlled Load 2			All KWh	14.9850	16.4835 *
All KWh	15.0530	16.5583	Supply charge per day	16.7050	18.3755 *
Supply charge per day	9.8290	10.8119	5513 Business - Peak		
5509 Residential			All KWh	27.9650	30.7615 *
All KWh	26.2280	28.8508	Supply charge per day	520.5000	572.5500 *
Supply charge per day	98.0040	107.8044	5514 Business - Shoulder		
5519 Residential - Controlled Load 1			All KWh	26.5620	29.2182 *
All KWh	9.3710	10.3081	5515 Business - Off Peak		
Supply charge per day	10.7770	11.8547	All KWh	15.1190	16.6309 *
5523 Residential - Controlled Load 2					
All KWh	15.0530	16.5583			
Supply charge per day	9.8290	10.8119			

2.1.9 Gunnedah, Narrabri, Wee Waa, Boggabri, Walgett, Brewarrina and Bourke

	Excl GST (cents)	Incl GST (cents)		Excl GST (cents)	Incl GST (cents)
5502 Residential			5512 Business		
All KWh	26.2280	28.8508	All KWh	30.0380	33.0418
Supply charge per day	98.0040	107.8044	Supply charge per day	124.5140	136.9654
5516 Residential - Controlled Load 1			5520 Business - Controlled Load 1		
All KWh	10.0000	11.0000	All KWh	9.3040	10.2344
Supply charge per day	8.2990	9.1289	Supply charge per day	16.7050	18.3755
5522 Residential - Controlled Load 2			5524 Business - Controlled Load 2		
All KWh	15.0530	16.5583	All KWh	14.9850	16.4835
Supply charge per day	9.8290	10.8119	Supply charge per day	16.7050	18.3755
5508 Residential			5513 Business - Peak		
All KWh	26.2280	28.8508	All KWh	27.9650	30.7615
Supply charge per day	98.0040	107.8044	Supply charge per day	520.5000	572.5500
5518 Residential - Controlled Load 1			5514 Business - Shoulder		
All KWh	10.0000	11.0000	All KWh	26.5620	29.2182
Supply charge per day	8.7740	9.6514	5515 Business - Off Peak		
5523 Residential - Controlled Load 2			All KWh	15.1190	16.6309
All KWh	15.0530	16.5583			
Supply charge per day	9.8290	10.8119			

2.1.10 Kempsey, Port Macquarie, Taree, Wauchope and Camden Haven

	Excl GST (cents)	Incl GST (cents)		Excl GST (cents)	Incl GST (cents)
5500 Residential			5512 Business		
All KWh	26.2280	28.8508	All KWh	30.0380	33.0418
Supply charge per day	98.0040	107.8044	Supply charge per day	124.5140	136.9654
5516 Residential - Controlled Load 1			5598 Business - Controlled Load 1		
All KWh	10.0000	11.0000	All KWh	9.3040	10.2344
Supply charge per day	8.2990	9.1289	Supply charge per day	16.7050	18.3755
5522 Residential - Controlled Load 2			5599 Business - Controlled Load 2		
All KWh	15.0530	16.5583	All KWh	14.9850	16.4835
Supply charge per day	9.8290	10.8119	Supply charge per day	16.7050	18.3755
5505 Residential			5513 Business - Peak		
All KWh	26.2280	28.8508	All KWh	27.9650	30.7615
Supply charge per day	98.0040	107.8044	Supply charge per day	520.5000	572.5500
5518 Residential - Controlled Load 1			5514 Business - Shoulder		
All KWh	10.0000	11.0000	All KWh	26.5620	29.2182
Supply charge per day	8.7740	9.6514	5515 Business - Off Peak		
5523 Residential - Controlled Load 2			All KWh	15.1190	16.6309
All KWh	15.0530	16.5583			
Supply charge per day	9.8290	10.8119			

2.1.11 Manilla, Barraba, Quirindi, Murrurundi, Nundle, Tamworth and Werris Creek

	Excl GST (cents)	Incl GST (cents)		Excl GST (cents)	Incl GST (cents)
5502 Residential			5512 Business		
All KWh	26.2280	28.8508	All KWh	30.0380	33.0418
Supply charge per day	98.0040	107.8044	Supply charge per day	124.5140	136.9654
5516 Residential - Controlled Load 1			5520 Business - Controlled Load 1		
All KWh	10.0000	11.0000	All KWh	9.3040	10.2344
Supply charge per day	8.2990	9.1289	Supply charge per day	16.7050	18.3755
5522 Residential - Controlled Load 2			5524 Business - Controlled Load 2		
All KWh	15.0530	16.5583	All KWh	14.9850	16.4835
Supply charge per day	9.8290	10.8119	Supply charge per day	16.7050	18.3755
5505 Residential			5513 Business - Peak		
All KWh	26.2280	28.8508	All KWh	27.9650	30.7615
Supply charge per day	98.0040	107.8044	Supply charge per day	520.5000	572.5500
5518 Residential - Controlled Load 1			5514 Business - Shoulder		
All KWh	10.0000	11.0000	All KWh	26.5620	29.2182
Supply charge per day	8.7740	9.6514	5515 Business - Off Peak		
5523 Residential - Controlled Load 2			All KWh	15.1190	16.6309
All KWh	15.0530	16.5583			
Supply charge per day	9.8290	10.8119			

2.1.12 Cooma, Adaminaby, Jindabyne, Dalgety, and Berridale

	Excl GST (cents)	Incl GST (cents)		Excl GST (cents)	Incl GST (cents)
5000 Residential			5009 Business		
All KWh	26.2280	28.8508	First 3.3 KWh	39.1810	43.0991
Supply charge per day	65.7070	72.2777	All Remaining KWh	28.1800	30.9980
5001 Residential - Controlled Load 1			Supply charge per day	81.6660	89.8326
All KWh	9.2640	10.1904	5011 Business - Controlled Load 1		
Supply charge per day	5.4300	5.9730	All KWh	9.3040	10.2344
5002 Residential - Controlled Load 2			Supply charge per day	10.9080	11.9988
All KWh	15.0530	16.5583	5012 Business - Controlled Load 2		
Supply charge per day	6.4970	7.1467	All KWh	14.9850	16.4835
5003 Residential - Peak			Supply charge per day	10.9080	11.9988
All KWh	23.8220	26.2042	5013 Business - Peak		
Supply charge per day	98.0040	107.8044	All KWh	26.5620	29.2182
5004 Residential - Shoulder			Supply charge per day	377.5380	415.2918
All KWh	20.6260	22.6886	5014 Business - Shoulder		
5005 Residential - Off Peak			All KWh	26.5620	29.2182
All KWh	10.4000	11.4400	5015 Business - Off Peak		
5063 Residential			All KWh	14.9990	16.4989
First 3.3 KWh	36.9760	40.6736	5010 Business		
All Remaining KWh	26.2280	28.8508	First 3.3 KWh	47.5230	52.2753
Supply charge per day	87.4520	96.1972	All Remaining KWh	30.0380	33.0418
5081 Residential - Controlled Load 1			Supply charge per day	81.6660	89.8326
All KWh	10.0000	11.0000	5047 Business - Controlled Load 1		
Supply charge per day	5.4300	5.9730	All KWh	9.3040	10.2344
5088 Residential - Controlled Load 2			Supply charge per day	10.9080	11.9988
All KWh	15.0530	16.5583	5056 Business - Controlled Load 2		
Supply charge per day	6.4970	7.1467	All KWh	14.9850	16.4835
5006 Residential - Peak			Supply charge per day	10.9080	11.9988
All KWh	28.2460	31.0706	5016 Business - Peak		
Supply charge per day	138.0420	151.8462	All KWh	27.3110	30.0421
5007 Residential - Shoulder			Supply charge per day	377.5380	415.2918
All KWh	24.5440	26.9984	5017 Business - Shoulder		
5008 Residential - Off Peak			All KWh	27.3110	30.0421
All KWh	10.9620	12.0582	5018 Business - Off Peak		
			All KWh	15.8940	17.4834

2.1.13 Mudgee, Gulgong and Coonabarabran

	Excl GST (cents)	Incl GST (cents)
156 Residential		
First 3.28 KWh	29.3960	32.3356
All Remaining KWh	26.2280	28.8508
Supply charge per day	65.7070	72.2777
160 Residential - Controlled Load 1		
All KWh	10.0000	11.0000
Supply charge per day	5.4300	5.9730
161 Residential - Controlled Load 2		
All KWh	15.0530	16.5583
Supply charge per day	6.4970	7.1467
165 Residential - Peak		
All KWh	27.0570	29.7627
Supply charge per day	135.6590	149.2249
166 Residential - Off Peak		
All KWh	14.0900	15.4990
163 Residential - Peak		
All KWh	39.2620	43.1882
Supply charge per day	64.7940	71.2734
164 Residential - Off Peak		
All KWh	14.2630	15.6893
349 Residential		
All KWh	26.2280	28.8508
Supply charge per day	98.0040	107.8044
352 Residential - Controlled Load 1		
All KWh	10.0000	11.0000
Supply charge per day	5.4300	5.9730
353 Residential - Controlled Load 2		
All KWh	15.0530	16.5583
Supply charge per day	6.4970	7.1467

	Excl GST (cents)	Incl GST (cents)
358 Residential - Peak		
All KWh	28.3130	31.1443
Supply charge per day	319.4540	351.3994
359 Residential - Off Peak		
All KWh	15.2260	16.7486
440 Business		
All KWh	30.0380	33.0418
Supply charge per day	124.5140	136.9654
261 Business - Controlled Load 1		
All KWh	9.3040	10.2344
Supply charge per day	10.9080	11.9988
245 Business - Peak		
All KWh	24.1030	26.5133
Supply charge per day	377.5380	415.2918
246 Business - Shoulder		
All KWh	24.1030	26.5133
247 Business - Off Peak		
All KWh	14.9990	16.4989
445 Business		
All KWh	30.0380	33.0418
Supply charge per day	124.5140	136.9654
465 Business - Peak		
All KWh	26.1200	28.7320
Supply charge per day	377.5380	415.2918
466 Business - Shoulder		
All KWh	26.1200	28.7320
467 Business - Off Peak		
All KWh	14.9990	16.4989

2.1.14 Tumut, Adelong, Gundagai, Batlow, Talbingo, Tumbarumba and Cabramurra

	Excl GST (cents)	Incl GST (cents)		Excl GST (cents)	Incl GST (cents)
5000 Residential			5009 Business		
All KWh	26.2280	28.8508	First 3.3 KWh	39.1810	43.0991
Supply charge per day	65.7070	72.2777	All Remaining KWh	28.1800	30.9980
5001 Residential - Controlled Load 1			Supply charge per day	81.6660	89.8326
All KWh	9.2640	10.1904	5011 Business - Controlled Load 1		
Supply charge per day	5.4300	5.9730	All KWh	9.3040	10.2344
5002 Residential - Controlled Load 2			Supply charge per day	10.9080	11.9988
All KWh	15.0530	16.5583	5012 Business - Controlled Load 2		
Supply charge per day	6.4970	7.1467	All KWh	14.9850	16.4835
5003 Residential - Peak			Supply charge per day	10.9080	11.9988
All KWh	23.8220	26.2042	5013 Business - Peak		
Supply charge per day	98.0040	107.8044	All KWh	26.5620	29.2182
5004 Residential - Shoulder			Supply charge per day	377.5380	415.2918
All KWh	20.6260	22.6886	5014 Business - Shoulder		
5005 Residential - Off Peak			All KWh	26.5620	29.2182
All KWh	10.4000	11.4400	5015 Business - Off Peak		
5070 Residential			All KWh	14.9990	16.4989
All KWh	26.2280	28.8508	5010 Business		
Supply charge per day	98.0040	107.8044	First 3.3 KWh	47.5230	52.2753
5081 Residential - Controlled Load 1			All Remaining KWh	30.0380	33.0418
All KWh	10.0000	11.0000	Supply charge per day	81.6660	89.8326
Supply charge per day	5.4300	5.9730	5047 Business - Controlled Load 1		
5094 Residential - Controlled Load 2			All KWh	9.3040	10.2344
All KWh	15.0530	16.5583	Supply charge per day	10.9080	11.9988
Supply charge per day	6.4970	7.1467	5056 Business - Controlled Load 2		
5006 Residential - Peak			All KWh	14.9850	16.4835
All KWh	28.2460	31.0706	Supply charge per day	10.9080	11.9988
Supply charge per day	138.0420	151.8462	5016 Business - Peak		
5007 Residential - Shoulder			All KWh	27.3110	30.0421
All KWh	24.5440	26.9984	Supply charge per day	377.5380	415.2918
5008 Residential - Off Peak			5017 Business - Shoulder		
All KWh	10.9620	12.0582	All KWh	27.3110	30.0421
			5018 Business - Off Peak		
			All KWh	15.8940	17.4834

2.1.15 Orange, Blayney

	Excl GST (cents)	Incl GST (cents)
100 Residential		
First 3.3 KWh	33.7810	37.1591
All Remaining KWh	26.2280	28.8508
Supply charge per day	65.7070	72.2777
101 Residential - Controlled Load 1		
All KWh	10.0000	11.0000
Supply charge per day	5.4300	5.9730
103 Residential - Controlled Load 2		
All KWh	15.0530	16.5583
Supply charge per day	6.4970	7.1467
105 Continuous Space Heating		
All KWh	23.4740	25.8214
320 Residential		
All KWh	26.2280	28.8508
Supply charge per day	98.0040	107.8044
321 Residential - Controlled Load 1		
All KWh	10.0000	11.0000
Supply charge per day	5.4300	5.9730
323 Residential - Controlled Load 2		
All KWh	15.0530	16.5583
Supply charge per day	6.4970	7.1467
440 Business		
All KWh	30.0380	33.0418
Supply charge per day	124.5140	136.9654
202 Business - Controlled Load 1		
All KWh	9.3040	10.2344
Supply charge per day	10.9080	11.9988

	Excl GST (cents)	Incl GST (cents)
203 Business - Controlled Load 2		
All KWh	14.9850	16.4835
Supply charge per day	10.9080	11.9988
245 Business - Peak		
All KWh	24.1030	26.5133
Supply charge per day	377.5380	415.2918
246 Business - Shoulder		
All KWh	24.1030	26.5133
247 Business - Off Peak		
All KWh	14.9990	16.4989
445 Business		
All KWh	30.0380	33.0418
Supply charge per day	124.5140	136.9654
465 Business - Peak		
All KWh	26.1200	28.7320
Supply charge per day	377.5380	415.2918
466 Business - Shoulder		
All KWh	26.1200	28.7320
467 Business - Off Peak		
All KWh	14.9990	16.4989

2.1.16 Parkes, Forbes, Cowra, Canowindra, Grenfell and Condobolin

	Excl GST (cents)	Incl GST (cents)
152 Residential		
First 3.3 KWh	33.7810	37.1591
All Remaining KWh	26.2280	28.8508
Supply charge per day	65.7070	72.2777
153 Residential - Controlled Load 1		
All KWh	9.3710	10.3081
Supply charge per day	10.7770	11.8547
154 Residential - Controlled Load 2		
All KWh	15.0530	16.5583
Supply charge per day	10.9310	12.0241
171 Residential		
All KWh	26.2280	28.8508
Supply charge per day	98.0040	107.8044
270 Business - Controlled Load 1		
All KWh	8.9160	9.8076
Supply charge per day	16.0650	17.6715
271 Business - Controlled Load 2		
All KWh	15.0530	16.5583
Supply charge per day	16.0650	17.6715
440 Business		
All KWh	30.0380	33.0418
Supply charge per day	124.5140	136.9654
268 Business - Controlled Load 1		
All KWh	9.3040	10.2344
Supply charge per day	16.7050	18.3755

	Excl GST (cents)	Incl GST (cents)
269 Business - Controlled Load 2		
All KWh	14.9850	16.4835
Supply charge per day	16.7050	18.3755
245 Business - Peak		
All KWh	24.1030	26.5133
Supply charge per day	377.5380	415.2918
246 Business - Shoulder		
All KWh	24.1030	26.5133
247 Business - Off Peak		
All KWh	14.9990	16.4989
445 Business		
All KWh	30.0380	33.0418
Supply charge per day	124.5140	136.9654
465 Business - Peak		
All KWh	26.1200	28.7320
Supply charge per day	377.5380	415.2918
466 Business - Shoulder		
All KWh	26.1200	28.7320
467 Business - Off Peak		
All KWh	14.9990	16.4989

2.1.17 Tenterfield, Inverell, Moree, Warialda, Tingha, Bingara and Goondiwindi

	Excl GST (cents)	Incl GST (cents)
5503 Residential		
First 9.84 KWh	26.2280	28.8508
All Remaining KWh	24.9040	27.3944
Supply charge per day	98.0040	107.8044
5516 Residential - Controlled Load 1		
All KWh	10.0000	11.0000
Supply charge per day	8.2990	9.1289
5522 Residential - Controlled Load 2		
All KWh	15.0530	16.5583
Supply charge per day	9.8290	10.8119
5506 Residential		
All KWh	26.2280	28.8508
Supply charge per day	98.0040	107.8044
5518 Residential - Controlled Load 1		
All KWh	10.0000	11.0000
Supply charge per day	8.7740	9.6514
5523 Residential - Controlled Load 2		
All KWh	15.0530	16.5583
Supply charge per day	9.8290	10.8119

	Excl GST (cents)	Incl GST (cents)
5512 Business		
All KWh	30.0380	33.0418
Supply charge per day	124.5140	136.9654
5520 Business - Controlled Load 1		
All KWh	9.3040	10.2344
Supply charge per day	16.7050	18.3755
5524 Business - Controlled Load 2		
All KWh	14.9850	16.4835
Supply charge per day	16.7050	18.3755
5513 Business - Peak		
All KWh	27.9650	30.7615
Supply charge per day	520.5000	572.5500
5514 Business - Shoulder		
All KWh	26.5620	29.2182
5515 Business - Off Peak		
All KWh	15.1190	16.6309

2.1.18 Tweed Heads, Ballina, Lismore, Grafton, Coffs Harbour and Nambucca

	Excl GST (cents)	Incl GST (cents)		Excl GST (cents)	Incl GST (cents)
5502 Residential			5512 Business		
All KWh	26.2280	28.8508	All KWh	30.0380	33.0418
Supply charge per day	98.0040	107.8044	Supply charge per day	124.5140	136.9654
5516 Residential - Controlled Load 1			5520 Business - Controlled Load 1		
All KWh	10.0000	11.0000	All KWh	9.3040	10.2344
Supply charge per day	8.2990	9.1289	Supply charge per day	16.7050	18.3755
5522 Residential - Controlled Load 2			5524 Business - Controlled Load 2		
All KWh	15.0530	16.5583	All KWh	14.9850	16.4835
Supply charge per day	9.8290	10.8119	Supply charge per day	16.7050	18.3755
5526 Residential - Controlled Load 2			5528 Business - Controlled Load 2		
All KWh	15.0530	16.5583	All KWh	14.9850	16.4835
Supply charge per day	9.8290	10.8119	Supply charge per day	16.7050	18.3755
5510 Residential			5513 Business - Peak		
All KWh	26.2280	28.8508	All KWh	27.9650	30.7615
Supply charge per day	98.0040	107.8044	Supply charge per day	520.5000	572.5500
5518 Residential - Controlled Load 1			5514 Business - Shoulder		
All KWh	10.0000	11.0000	All KWh	26.5620	29.2182
Supply charge per day	8.7740	9.6514	5515 Business - Off Peak		
5523 Residential - Controlled Load 2			All KWh	15.1190	16.6309
All KWh	15.0530	16.5583			
Supply charge per day	9.8290	10.8119			
5527 Residential - Controlled Load 2					
All KWh	15.0530	16.5583			
Supply charge per day	9.8290	10.8119			

2.1.19 Lockhart, Collingullie, Wagga Wagga, Tarcutta, Holbrook, Culcairn, Walla Walla and Henty

	Excl GST (cents)	Incl GST (cents)		Excl GST (cents)	Incl GST (cents)
5000 Residential			5009 Business		
All KWh	26.2280	28.8508	First 3.3 KWh	39.1810	43.0991
Supply charge per day	65.7070	72.2777	All Remaining KWh	28.1800	30.9980
5001 Residential - Controlled Load 1			Supply charge per day	81.6660	89.8326
All KWh	9.2640	10.1904	5011 Business - Controlled Load 1		
Supply charge per day	5.4300	5.9730	All KWh	9.3040	10.2344
5002 Residential - Controlled Load 2			Supply charge per day	10.9080	11.9988
All KWh	15.0530	16.5583	5012 Business - Controlled Load 2		
Supply charge per day	6.4970	7.1467	All KWh	14.9850	16.4835
5003 Residential - Peak			Supply charge per day	10.9080	11.9988
All KWh	23.8220	26.2042	5013 Business - Peak		
Supply charge per day	98.0040	107.8044	All KWh	26.5620	29.2182
5004 Residential - Shoulder			Supply charge per day	377.5380	415.2918
All KWh	20.6260	22.6886	5014 Business - Shoulder		
5005 Residential - Off Peak			All KWh	26.5620	29.2182
All KWh	10.4000	11.4400	5015 Business - Off Peak		
5069 Residential			All KWh	14.9990	16.4989
All KWh	26.2280	28.8508	5010 Business		
Supply charge per day	98.0040	107.8044	First 3.3 KWh	47.5230	52.2753
5081 Residential - Controlled Load 1			All Remaining KWh	30.0380	33.0418
All KWh	10.0000	11.0000	Supply charge per day	81.6660	89.8326
Supply charge per day	5.4300	5.9730	5047 Business - Controlled Load 1		
5089 Residential - Controlled Load 2			All KWh	9.3040	10.2344
All KWh	15.0530	16.5583	Supply charge per day	10.9080	11.9988
Supply charge per day	6.4970	7.1467	5056 Business - Controlled Load 2		
5006 Residential - Peak			All KWh	14.9850	16.4835
All KWh	28.2460	31.0706	Supply charge per day	10.9080	11.9988
Supply charge per day	138.0420	151.8462	5016 Business - Peak		
5007 Residential - Shoulder			All KWh	27.3110	30.0421
All KWh	24.5440	26.9984	Supply charge per day	377.5380	415.2918
5008 Residential - Off Peak			5017 Business - Shoulder		
All KWh	10.9620	12.0582	All KWh	27.3110	30.0421
			5018 Business - Off Peak		
			All KWh	15.8940	17.4834

2.1.20 Wentworth, Balranald, Wakool, Windouran, Conargo, Berrigan, Murray, Corowa and Hume.

	Excl GST (cents)	Incl GST (cents)		Excl GST (cents)	Incl GST (cents)
5000 Residential			5009 Business		
All KWh	26.2280	28.8508	First 3.3 KWh	39.1810	43.0991
Supply charge per day	65.7070	72.2777	All Remaining KWh	28.1800	30.9980
5001 Residential - Controlled Load 1			Supply charge per day	81.6660	89.8326
All KWh	9.2640	10.1904	5011 Business - Controlled Load 1		
Supply charge per day	5.4300	5.9730	All KWh	9.3040	10.2344
5002 Residential - Controlled Load 2			Supply charge per day	10.9080	11.9988
All KWh	15.0530	16.5583	5012 Business - Controlled Load 2		
Supply charge per day	6.4970	7.1467	All KWh	14.9850	16.4835
5003 Residential - Peak			Supply charge per day	10.9080	11.9988
All KWh	23.8220	26.2042	5013 Business - Peak		
Supply charge per day	98.0040	107.8044	All KWh	26.5620	29.2182
5004 Residential - Shoulder			Supply charge per day	377.5380	415.2918
All KWh	20.6260	22.6886	5014 Business - Shoulder		
5005 Residential - Off Peak			All KWh	26.5620	29.2182
All KWh	10.4000	11.4400	5015 Business - Off Peak		
5068 Residential			All KWh	14.9990	16.4989
All KWh	26.2280	28.8508	5010 Business		
Supply charge per day	80.3260	88.3586	First 3.3 KWh	47.5230	52.2753
5081 Residential - Controlled Load 1			All Remaining KWh	30.0380	33.0418
All KWh	10.0000	11.0000	Supply charge per day	81.6660	89.8326
Supply charge per day	5.4300	5.9730	5047 Business - Controlled Load 1		
5093 Residential - Controlled Load 2			All KWh	9.3040	10.2344
All KWh	15.0530	16.5583	Supply charge per day	10.9080	11.9988
Supply charge per day	6.4970	7.1467	5056 Business - Controlled Load 2		
5006 Residential - Peak			All KWh	14.9850	16.4835
All KWh	28.2460	31.0706	Supply charge per day	10.9080	11.9988
Supply charge per day	138.0420	151.8462	5016 Business - Peak		
5007 Residential - Shoulder			All KWh	27.3110	30.0421
All KWh	24.5440	26.9984	Supply charge per day	377.5380	415.2918
5008 Residential - Off Peak			5017 Business - Shoulder		
All KWh	10.9620	12.0582	All KWh	27.3110	30.0421
			5018 Business - Off Peak		
			All KWh	15.8940	17.4834

2.1.21 West Wyalong, Temora, Jugiong, Coolamon, Junee and Cootamundra

	Excl GST (cents)	Incl GST (cents)		Excl GST (cents)	Incl GST (cents)
5000 Residential			5009 Business		
All KWh	26.2280	28.8508	First 3.3 KWh	39.1810	43.0991
Supply charge per day	65.7070	72.2777	All Remaining KWh	28.1800	30.9980
5001 Residential - Controlled Load 1			Supply charge per day	81.6660	89.8326
All KWh	9.2640	10.1904	5011 Business - Controlled Load 1		
Supply charge per day	5.4300	5.9730	All KWh	9.3040	10.2344
5002 Residential - Controlled Load 2			Supply charge per day	10.9080	11.9988
All KWh	15.0530	16.5583	5012 Business - Controlled Load 2		
Supply charge per day	6.4970	7.1467	All KWh	14.9850	16.4835
5003 Residential - Peak			Supply charge per day	10.9080	11.9988
All KWh	23.8220	26.2042	5013 Business - Peak		
Supply charge per day	98.0040	107.8044	All KWh	26.5620	29.2182
5004 Residential - Shoulder			Supply charge per day	377.5380	415.2918
All KWh	20.6260	22.6886	5014 Business - Shoulder		
5005 Residential - Off Peak			All KWh	26.5620	29.2182
All KWh	10.4000	11.4400	5015 Business - Off Peak		
5067 Residential			All KWh	14.9990	16.4989
All KWh	26.2280	28.8508	5010 Business		
Supply charge per day	98.0040	107.8044	First 3.3 KWh	47.5230	52.2753
5081 Residential - Controlled Load 1			All Remaining KWh	30.0380	33.0418
All KWh	10.0000	11.0000	Supply charge per day	81.6660	89.8326
Supply charge per day	5.4300	5.9730	5047 Business - Controlled Load 1		
5092 Residential - Controlled Load 2			All KWh	9.3040	10.2344
All KWh	15.0530	16.5583	Supply charge per day	10.9080	11.9988
Supply charge per day	6.4970	7.1467	5056 Business - Controlled Load 2		
5006 Residential - Peak			All KWh	14.9850	16.4835
All KWh	28.2460	31.0706	Supply charge per day	10.9080	11.9988
Supply charge per day	138.0420	151.8462	5016 Business - Peak		
5007 Residential - Shoulder			All KWh	27.3110	30.0421
All KWh	24.5440	26.9984	Supply charge per day	377.5380	415.2918
5008 Residential - Off Peak			5017 Business - Shoulder		
All KWh	10.9620	12.0582	All KWh	27.3110	30.0421
			5018 Business - Off Peak		
			All KWh	15.8940	17.4834

2.1.22 Young, Boorowa, Frogmore, Reids Flat

	Excl GST (cents)	Incl GST (cents)		Excl GST (cents)	Incl GST (cents)
5000 Residential			5009 Business		
All KWh	26.2280	28.8508	First 3.3 KWh	39.1810	43.0991
Supply charge per day	65.7070	72.2777	All Remaining KWh	28.1800	30.9980
5001 Residential - Controlled Load 1			Supply charge per day	81.6660	89.8326
All KWh	9.2640	10.1904	5011 Business - Controlled Load 1		
Supply charge per day	5.4300	5.9730	All KWh	9.3040	10.2344
5002 Residential - Controlled Load 2			Supply charge per day	10.9080	11.9988
All KWh	15.0530	16.5583	5012 Business - Controlled Load 2		
Supply charge per day	6.4970	7.1467	All KWh	14.9850	16.4835
5003 Residential - Peak			Supply charge per day	10.9080	11.9988
All KWh	23.8220	26.2042	5013 Business - Peak		
Supply charge per day	98.0040	107.8044	All KWh	26.5620	29.2182
5004 Residential - Shoulder			Supply charge per day	377.5380	415.2918
All KWh	20.6260	22.6886	5014 Business - Shoulder		
5005 Residential - Off Peak			All KWh	26.5620	29.2182
All KWh	10.4000	11.4400	5015 Business - Off Peak		
5065 Residential			All KWh	14.9990	16.4989
All KWh	26.2280	28.8508	5010 Business		
Supply charge per day	98.0040	107.8044	First 3.3 KWh	47.5230	52.2753
5081 Residential - Controlled Load 1			All Remaining KWh	30.0380	33.0418
All KWh	10.0000	11.0000	Supply charge per day	81.6660	89.8326
Supply charge per day	5.4300	5.9730	5047 Business - Controlled Load 1		
5091 Residential - Controlled Load 2			All KWh	9.3040	10.2344
All KWh	15.0530	16.5583	Supply charge per day	10.9080	11.9988
Supply charge per day	6.4970	7.1467	5056 Business - Controlled Load 2		
5006 Residential - Peak			All KWh	14.9850	16.4835
All KWh	28.2460	31.0706	Supply charge per day	10.9080	11.9988
Supply charge per day	138.0420	151.8462	5016 Business - Peak		
5007 Residential - Shoulder			All KWh	27.3110	30.0421
All KWh	24.5440	26.9984	Supply charge per day	377.5380	415.2918
5008 Residential - Off Peak			5017 Business - Shoulder		
All KWh	10.9620	12.0582	All KWh	27.3110	30.0421
			5018 Business - Off Peak		
			All KWh	15.8940	17.4834

2.1.23 Broken Hill

	Excl GST (cents)	Incl GST (cents)
7415 Off Peak Irrigation		
All KWh	9.3040	10.2344
Supply charge per day	10.9080	11.9988
7418 Business		
All KWh	26.8290	29.5119
Supply charge per day	80.3260	88.3586
7437 GS Irrig Opt - Block		
First 3.33 KWh	30.0380	33.0418
All Remaining KWh	29.6900	32.6590
Supply charge per day	80.3260	88.3586
7441 Water Pumping		
All KWh	30.0380	33.0418
Supply charge per day	124.5140	136.9654
7442 Business		
All KWh	30.0380	33.0418
Supply charge per day	124.5140	136.9654
7438 Irrig Pumping Day Rate - Peak		
First 6.67 KWh	26.4630	29.1093
All Remaining KWh	26.4630	29.1093
Supply charge per day	299.3220	329.2542

2.1.24 Far West Region

	Excl GST (cents)	Incl GST (cents)
7420 Residential		
First 300KWh	26.2280	28.8508
All Remaining KWh	24.9040	27.3944
Supply charge per day	65.7070	72.2777
7421 Residential - Controlled Load 1		
All KWh	10.0000	11.0000
Supply charge per day	5.4300	5.9730
7424 Residential - Controlled Load 1		
All KWh	10.0000	11.0000
Supply charge per day	5.4300	5.9730
7422 Residential - Controlled Load 2		
All KWh	15.0530	16.5583
Supply charge per day	6.4970	7.1467
7425 Residential - Controlled Load 2		
All KWh	15.0530	16.5583
Supply charge per day	6.4970	7.1467
7423 Residential		
All KWh	26.2280	28.8508
Supply charge per day	98.0040	107.8044

	Excl GST (cents)	Incl GST (cents)
7439 Irrig Pumping Day Rate - OP		
All KWh	14.9990	16.4989
7434 GS Irrig Opt Time of Day - Pk		
All KWh	29.8370	32.8207
Supply charge per day	299.3220	329.2542
7435 GS Irrig Opt Time of Day - Sh		
All KWh	29.8370	32.8207
7436 GS Irrig Time of Day - OP		
All KWh	15.8940	17.4834
7432 Business - Peak		
All KWh	30.9730	34.0703
Supply charge per day	302.0260	332.2286
7433 Business - Off Peak		
All KWh	18.6080	20.4688

	Excl GST (cents)	Incl GST (cents)
7409 Business		
All KWh	30.0380	33.0418
Supply charge per day	124.5140	136.9654
7410 Business - Controlled Load 1		
All KWh	9.3040	10.2344
Supply charge per day	8.1930	9.0123
7411 Business - Controlled Load 2		
All KWh	14.6250	16.0875
Supply charge per day	10.9080	11.9988
7426 Business		
All KWh	30.0380	33.0418
Supply charge per day	120.3760	132.4136
7427 Business - Controlled Load 1		
All KWh	9.3040	10.2344
Supply charge per day	8.1930	9.0123
7429 Business		
First 300KWh	36.3880	40.0268
All Remaining KWh	30.0380	33.0418
Supply charge per day	41.4970	45.6467
7430 Business - Controlled Load 1		
All KWh	9.3040	10.2344
Supply charge per day	10.9080	11.9988

2.2 REGULATED RETAIL CHARGES

Regulated retail charges are charges that Country Energy may charge to small retail customers supplied electricity under Country Energy's standard form contract. Regulated retail charges are separate from and additional to the regulated retail prices.

Country Energy may charge under a standard form customer supply contract for a miscellaneous transaction listed below.

2.2.1 Dishonoured Bank Cheque

Fee for a dishonoured bank cheque is 2 times the regular GST exclusive fee charged by the Bank to which the cheque is presented. GST of 10% will be added to these charges at time of billing.

2.2.2 Late Payment Fee

Customers may be charged a \$7.50 late payment fee (GST exclusive)

2.2.3 Security Deposit

Residential Customers may be charged a \$180 deposit

The maximum amount of deposit that can be held for a Business Account is:

1.5 times average bill for quarterly – maximum **\$830**

1.75 times average bill for 2 monthly – maximum **\$650**

2.5 times average bill for monthly – maximum **\$460**

This may be waived at Country Energy's discretion if:

- The customer has a good payment history already established with Country Energy;
- At Country Energy's request, the customer produces a credit reference from another Electricity Distributor stating that all accounts have been paid by the due date in the last 12 month period; or
- The customers agrees to enter into a Direct Debit or Centrepay payment options at the time of connection (at the Easy Pay calculated amount or pay when due).

3 REBATE SCHEDULE FOR COUNTRY ENERGY – ALL REGIONS

3.1 NSW LOW INCOME HOUSEHOLD REBATE

Eligible customers are defined as residents in NSW whose name(s) appear on the electricity account for supply to his or her principal place of residence and hold either a:

- Pensioner Concession Card issued by Centrelink or the Department of Veterans Affairs; or
- One of the Centrelink Health Care Cards listed in the Energy Rebate Guidelines approved by the Minister for Energy; or
- Gold Card issued by the Department of Veterans Affairs marked with either War Widow, War Widower Pension, Totally and Permanently Incapacitated (TPI) or Disability Pension (EDA).

The rebate is calculated on a daily rate basis and applied based on the number of days in each billing cycle. In cases where the rebate component is greater than the total of the bill, the difference is to be applied to the customer's account as a credit to be carried forward to the next billing cycle.

Rebate	Annual Amount from 1 July 2011		Daily rate from 1 July 2011	
	Excl GST	Incl GST	Excl GST	Incl GST
NSW Low Income Household Rebate	\$200.00	\$220.00	\$0.5479	\$0.6027

3.2 LIFE SUPPORT REBATE

An eligible life support recipient is defined as a resident of NSW, who is a customer of Country Energy and who has submitted a valid Application Form signed by a registered medical practitioner to verify that the use of Approved Equipment is required at his or her principal place of residence.

Customers who are currently receiving the Rebate are not required to submit a fresh Application Form until they are due for their two yearly validation.

Approved Equipment	Daily rate	
	Excl GST	Incl GST
Positive Airways Pressure Device	\$ 0.16 \$0.32 for 24 hour usage	\$ 0.176 \$0.352 for 24 hour usage
Enteral feeding pump	\$ 0.20	\$ 0.22
Phototherapy equipment	\$ 1.66	\$ 1.826
Home Dialysis	\$ 0.69	\$ 0.759
Ventilators	\$ 1.66	\$ 1.826
Oxygen Concentrators	\$ 0.83 \$1.40 for 24 hour usage	\$ 0.913 \$1.54 for 24 hour usage
Total Parenteral Nutrition (TPN) pump	\$0.38	\$0.418
External Heart Pump	\$0.05	\$0.055

3.3 MEDICAL ENERGY REBATE

An eligible medical energy rebate recipient is defined as a resident of NSW, who is a customer of Country Energy and the account holder or anyone residing at the residence has an inability to self-regulate body temperature. This requires a signed form by a medical practitioner who has been treating the patient for at least three months

The account holder must also have one of the following concession cards:

- Pensioner Concession Card; or
- Department of Veterans Affairs Gold Card; or
- Health Care Card

The medical practitioner must confirm that at least one of the Primary Qualifying Conditions and one of the Secondary Qualifying Conditions are met in order to be eligible for the Rebate. The Primary Qualifying Conditions are:

- Autonomic system dysfunction eg. severe spinal cord injury, stroke, brain injury and neurodegenerative disorders
- Loss of skin integrity or loss of sweating capacity eg. significant burns great than 20 per cent
- Objective reduction of physiological functioning at extremes of environmental temperatures eg. advanced Multiple Sclerosis
- Hypersensitivity to extremes of environmental temperature leading to increased pain or other discomfort or an increased risk of complications eg. Complex Regional Pain Syndrome or Advanced Peripheral Vascular Disease

The Secondary Qualifying Conditions are:

- Severe mobility eg. conditions such as Quadriplegia or the loss of three limbs
- Demonstrated significant loss of autonomic regulation of sweating, heart rate or blood pressure
- Demonstrated loss of physiological function or significant aggravation of clinical condition at extremes of environmental temperature

The Medical Energy Rebate can be received in addition to other assistance such as the Energy Rebate, the Life Support Rebate and the Energy Accounts Payment Assistance (EAPA) scheme.

The rebate is calculated on a daily rate basis and applied based on the number of days in each billing cycle. In cases where the rebate component is greater than the total of the bill, the difference is to be applied to the customer's account as a credit to be carried forward to the next billing cycle.

Rebate	Annual Amount from 1 July 2011		Daily rate from 1 July 2011	
	Excl GST	Incl GST	Excl GST	Incl GST
Medical Energy Rebate	\$200.00	\$220.00	\$0.5479	\$0.6027