

# Country Energy Regulated Retail Price list

---

Effective 1 July 2010

# Country Energy Regulated Retail Price List Effective 1 July 2010

The rates in this booklet are the rates charged to customers who are being supplied electricity under Country Energy's Standard Form contract and the premises being supplied is in Country Energy's supply district.

**Document:**  
**Country Energy Regulated Retail Price List**  
**Effective 1 July 2010**  
**16 June 2010**

---

## DISCLAIMER

Country Energy may change the information in this document without notice. All changes take effect on the date made by Country Energy. Before using this document, please ensure that it is still current.

---

© 2010 COUNTRY ENERGY

## TABLE OF CONTENTS

<b>TABLE OF CONTENTS</b> .....	<b>3</b>
<b>1 COUNTRY ENERGY RETAIL PRICE LIST</b> .....	<b>4</b>
1.1 EXPLANATORY NOTES .....	4
1.1.1 Customer Classifications .....	4
1.1.2 Transfer between regulated retail pricing options .....	4
1.1.3 Variation of Regulated Retail Prices .....	5
1.1.4 Small Retail Customer.....	5
1.1.5 Accounts.....	5
1.2 REGULATED RETAIL PRICING OPTIONS .....	5
1.2.1 Residential Regulated Retail Prices - all areas .....	7
1.2.2 Business Regulated Retail Prices – all areas .....	7
1.2.3 Residential Tariffs – Far West Region only .....	8
1.2.4 Business Tariffs – Far West Region only .....	9
1.3 GREENPOWER REGULATED RETAIL PRICING OPTIONS .....	10
<b>2 OBSOLETE REGULATED RETAIL PRICING OPTIONS</b> .....	<b>11</b>
2.1.1 All Areas .....	11
2.1.2 Hillston, Griffith, Hay, Darlington Point, Coleambally, Narranderra, Yanco and Leeton .....	12
2.1.3 Armidale, Uralla and Walcha .....	13
2.1.4 Bateman's Bay, Bega, Moruya, Eden, Narooma, Tura Beach and Tuross Head .....	14
2.1.5 Bathurst and Oberon.....	15
2.1.6 Crookwell, Goulburn, Queanbeyan, Braidwood, Bungendore and Wee Jasper .....	16
2.1.7 Cobar, Coonamble, Dubbo, Gilgandra, Nyngan, Narromine, Warren and Wellington .....	17
2.1.8 Dungog, Stroud, Tea Gardens and Gloucester .....	18
2.1.9 Gunnedah, Narrabri, Wee Waa, Boggabri, Walgett, Brewarrina and Bourke .....	19
2.1.10 Kempsey, Port Macquarie, Taree, Wauchope and Camden Haven .....	20
2.1.11 Manilla, Barraba, Quirindi, Murrurundi, Nundle, Tamworth and Werris Creek.....	21
2.1.12 Cooma, Adaminaby, Jindabyne, Dalgety, and Berridale.....	22
2.1.13 Mudgee, Gulgong and Coonabarabran .....	23
2.1.14 Tumut, Adelong, Gundagai, Batlow, Talbingo, Tumbarumba and Cabramurra .....	24
2.1.15 Orange, Blayney .....	25
2.1.16 Parkes, Forbes, Cowra, Canowindra, Grenfell and Condobolin.....	26
2.1.17 Tenterfield, Inverell, Moree, Wyallda, Tingha, Bingara and Goondiwindi.....	27
2.1.18 Tweed Heads, Ballina, Lismore, Grafton, Coffs Harbour and Nambucca .....	28
2.1.19 Lockhart, Collingullie, Wagga Wagga, Tarcutta, Holbrook, Culcairn, Walla Walla and Henty.....	29
2.1.20 Wentworth, Balranald, Wakool, Windouran, Conargo, Berrigan, Murray, Corowa and Hume.....	30
2.1.21 West Wyalong, Temora, Jugiong, Coolamon, Junee and Cootamundra .....	31
2.1.22 Young, Boorowa, Frogmore, Reids Flat.....	32
2.1.23 Broken Hill .....	33
2.2 REGULATED RETAIL CHARGES .....	34
2.2.1 Dishonoured Bank Cheque.....	34
2.2.2 Late Payment Fee .....	34
2.2.3 Security Deposit .....	34
<b>3 REBATE SCHEDULE FOR COUNTRY ENERGY – ALL REGIONS</b> .....	<b>35</b>
3.1 NSW CUSTOMER GOVERNMENT ENERGY REBATE .....	35
3.2 LIFE SUPPORT REBATE .....	35
3.3 MEDICAL ENERGY REBATE .....	36

# 1 COUNTRY ENERGY RETAIL PRICE LIST

All Regulated Retail prices are inclusive of a component to recover part of Country Energy's contributions to the NSW Government's Climate Change Fund (formerly known as Energy Savings Fund (ESF)) from 1 July 2005. This fund will support energy savings initiatives across NSW.

## 1.1 EXPLANATORY NOTES

### 1.1.1 Customer Classifications

- Residential

Residential regulated retail prices are available for all consumption in premises used wholly or principally as private dwellings. A private dwelling is a house, flat, home unit, town house or similar premises including places of worship and includes residential sections of

- Boarding houses;
- Bed and breakfast
- Nursing homes;
- Hospitals;
- Educational institutions; and
- Approved caravan parks

whose consumption does not exceed 160MWh per year.

- Business

Business regulated retail prices are available for low voltage electricity supplied to premises for any other purpose. These prices are generally applicable to factories, warehouses, hotels, motels, shops, offices, schools, sheds, irrigation pumps, sporting and social clubs whose consumption does not exceed 160MWh per year.

- Time of Use

Time of Use prices (TOU) are available for business or residential supply. The Time of Use option enables financial benefits for controlled usage at predetermined time periods as listed in definitions below.

- **PEAK PERIOD** is from 7.00 am to 9.00 am and 5.00 pm to 8.00 pm on weekdays.
- **SHOULDER PERIOD** is from 9.00 am to 5.00 pm and 8.00 pm to 10.00 pm on weekdays.
- **OFF-PEAK PERIOD** is at all other times.

All times are Eastern Standard Time and Summer Time as appropriate. Summer Time will apply from the last Sunday in October at 2am and finishes on the last Sunday in March at 3am of the following year.

### 1.1.2 Transfer between regulated retail pricing options

Where it is known that a different regulated retail price becomes applicable due to an alteration in the use of electricity in a premise, the regulated retail price may be changed subject to the approval of Country Energy. Customers in the first instance will be connected to a continuous product and controlled load products where applicable. Where a customer requests a change in product option, an application shall be made by the customer, preferably in writing. If a customer wishes to change to the Time of Use (TOU) option and a TOU

meter has been provided at the time of connection, no metering installation charge will be required. Where a new TOU meter is required for this tariff to be applied, a metering installation charge will apply.

### 1.1.3 Variation of Regulated Retail Prices

A variation in regulated retail prices under the standard form contract has no effect, and must not be imposed unless a notice setting out the particulars of the variation is first:

- Published by Country Energy in a newspaper or newspapers circulating throughout NSW or the area in which the variation is to take effect and published on [www.countryenergy.com.au](http://www.countryenergy.com.au)
- If relevant to a particular customer or group of customers, notice is served on the customer or group of customers.

The notice must contain the following details:

- Specify the date on or after which the variation is to take effect being a date that is later than the date that the notice is published or served, and
- Include a statement of the new rates or the amount of variation.

Where a regulated retail price change falls within a billing period, charges shall be prorated on a daily basis.

### 1.1.4 Small Retail Customer

A small retail customer is a customer that consumes less than 160 MWh per annum. In accordance with the Electricity Supply (General) Regulation 2001, Country Energy must determine the rate of consumption or expected consumption of electricity of a customer for the purpose of determining whether or not the customer is a small retail customer or not.

At any time Country Energy becomes aware that a customer consumes electricity at a premise at the rate of greater than 160 MWh per annum and that customer is taking supply under Country Energy's standard form contract, Country Energy must give written notice to the customer that the customer must arrange supply under a customer supply contract with Country Energy or another supplier.

### 1.1.5 Accounts

Accounts are calculated on the actual number of days between meter readings and the total consumption (kWh) registered on the meter during that period. Accounts will be rendered at regular intervals determined by Country Energy. Accounts are rendered in accordance with the Electricity Supply (General) Regulation 2001. The "Summary of your rights regarding bills and charges" under the Electricity Supply (General) Regulation 2001 is available at [www.countryenergy.com.au](http://www.countryenergy.com.au) or a copy may be requested by contacting a customer service advisor on 13 23 56.

## 1.2 REGULATED RETAIL PRICING OPTIONS

All regulated retail prices published under this section are in accordance with any relevant determination of the Independent Pricing and Regulatory Tribunal "IPART" (Section 1.24 of the Electricity Supply Act).

**GST:** All charges outlined in Section 1.2 are GST-exclusive and GST of 10% will be added to these charges. The regulated retail pricing options listed under this section will be applicable to

- New connections in Country Energy's supply district under Country Energy's Standard Form Contract. This contract is available to Small Retail Customers (annual consumption must be less than 160MWh per annum).
- Small Retail Customers opting back from a negotiated contract to Country Energy's Standard Form Contract.
- The Small Retail Customer applies to Country Energy to convert to non obsolete pricing options.

A copy of Country Energy's Standard Form Contract is available at [www.countryenergy.com.au](http://www.countryenergy.com.au) or may be requested by contacting a customer service advisor on 13 23 56.

The following criteria determine which prices apply to Small Retail Customers who wish to apply for supply under Country Energy's Standard Form Contract:

- **Residential:** To premises principally used as a private residence and identified as a Residential Customer.
- **Residential Controlled Load 1:** Supply will be made available where another primary metering point is present at the same metering point as the secondary load and the load is remotely controlled. Applicable to loads such as water heating, swimming pool operation, heat pumps etc. Loads must be permanently connected. Supply will be made available for 5 to 9 hours overnight on weekdays and extra hours on weekends except where the load is controlled by a time clock. Note: This tariff is not available for the top boost element of a two element water heater for new connections.
- **Residential Controlled Load 2:** Supply will be made available where another primary metering point is present at the same metering point as the secondary load and the load is remotely controlled. Applicable to loads such as water heating, swimming pool operation, heat pumps etc. Loads must be permanently connected. Supply will be made available for 10 to 18 hours per day on weekdays and extra hours on weekends except where the load is controlled by a time clock.
- **Residential Time of Use (TOU):** To residential premises where a TOU meter has been provided at the time of connection, no metering installation charge will be required. Where a new TOU meter is required for this tariff to be applied, a metering installation charge will apply.
- **Business:** To any other premises that are not identified as residential and whose consumption does not exceed 160 MWh per year.
- **Business Controlled Load 1:** To business premises. Supply will be made available where another primary metering point is present at the same metering point as the secondary load and the load is remotely controlled. Applicable to loads such as water heating, swimming pool operation, heat pumps etc. Loads must be permanently connected. Supply will be made available for 5 to 9 hours overnight on weekdays and extra hours on weekends except where the load is controlled by a time clock.
- **Business Controlled Load 2:** To business premises. Supply will be made available where another primary metering point is present at the same metering point as the secondary load and the load is remotely controlled. Applicable to loads such as water heating, swimming pool operation, heat pumps etc. Loads must be permanently connected. Supply will be made available for 10 to 18 hours per day on weekdays and extra hours on weekends except where the load is controlled by a time clock.
- **Business Time of Use (TOU):** To business premises, where a TOU meter has been provided at the time of connection, no metering installation charge will be required. Where a new TOU meter is required for this tariff to be applied, a metering installation charge will apply.

### 1.2.1 Residential Regulated Retail Prices - all areas

	Ex. GST (cents)	Incl. GST (cents)
<b>5700 : Residential</b>		
All KWh	22.1220	24.3342 *
Supply charge per day	82.6600	90.9260 *
<b>5701 : Residential - Controlled Load 1</b>		
All KWh	8.4340	9.2774 *
Supply charge per day	7.0000	7.7000 *
<b>5702 : Residential - Controlled Load 2</b>		
All KWh	12.6960	13.9656 *
Supply charge per day	8.2900	9.1190 *
<b>5705 : Residential - Peak</b>		
All KWh	23.8240	26.2064 *
Supply charge per day	106.7500	117.4250 *
<b>5706 : Residential - Shoulder</b>		
All KWh	23.8240	26.2064 *
<b>5707 : Residential - Off Peak</b>		
All KWh	11.9290	13.1219 *

\* Indicates the price payable by customers, refer to GST note in Section 1.2

### 1.2.2 Business Regulated Retail Prices – all areas

	Ex. GST (cents)	Incl. GST (cents)
<b>5740 : Business</b>		
All KWh	25.3350	27.8685 *
Supply charge per day	105.0200	115.5220 *
<b>5741 : Business - Controlled Load 1</b>		
All KWh	7.8470	8.6317 *
Supply charge per day	14.0900	15.4990 *
<b>5742 : Business - Controlled Load 2</b>		
All KWh	12.6390	13.9029 *
Supply charge per day	14.0900	15.4990 *
<b>5745 : Business - Peak</b>		
All KWh	22.0760	24.2836 *
Supply charge per day	318.4300	350.2730 *
<b>5746 : Business - Shoulder</b>		
All KWh	22.0760	24.2836 *
<b>5747 : Business - Off Peak</b>		
All KWh	12.6510	13.9161 *

\* Indicates the price payable by customers, refer to GST note in Section 1.2

### 1.2.3 Residential Tariffs – Far West Region only

	Ex. GST (cents)	Incl. GST (cents)
<b>7400 : Residential</b>		
First 100 KWh	22.1220	24.3342 *
All Remaining KWh	21.0050	23.1055 *
Supply charge per day	55.4200	60.9620 *
<b>7401 : Residential - Controlled Load 1</b>		
All KWh	8.4340	9.2774 *
Supply charge per day	4.5800	5.0380 *
<b>7407 : Residential - Controlled Load 1</b>		
All KWh	8.4340	9.2774 *
Supply charge per day	4.5800	5.0380 *
<b>7402 : Residential - Controlled Load 2</b>		
All KWh	12.6960	13.9656 *
Supply charge per day	5.4800	6.0280 *
<b>7408 : Residential - Controlled Load 2</b>		
All KWh	12.6960	13.9656 *
Supply charge per day	5.4800	6.0280 *
<b>7406 : Residential</b>		
All KWh	22.1220	24.3342 *
Supply charge per day	55.4200	60.9620 *
<b>7420 : Residential</b>		
First 300 KWh	22.1220	24.3342 *
All Remaining KWh	21.0050	23.1055 *
Supply charge per day	55.4200	60.9620 *
<b>7421 : Residential - Controlled Load 1</b>		
All KWh	8.4340	9.2774 *
Supply charge per day	4.5800	5.0380 *
<b>7424 : Residential - Controlled Load 1</b>		
All KWh	8.4340	9.2774 *
Supply charge per day	4.5800	5.0380 *
<b>7422 : Residential - Controlled Load 2</b>		
All KWh	12.6960	13.9656 *
Supply charge per day	5.4800	6.0280 *
<b>7425 : Residential - Controlled Load 2</b>		
All KWh	12.6960	13.9656 *
Supply charge per day	5.4800	6.0280 *
<b>7423 : Residential</b>		
All KWh	22.1220	24.3342 *
Supply charge per day	82.6600	90.9260 *

\* Indicates the price payable by customers, refer to GST note in Section 1.2

## 1.2.4 Business Tariffs – Far West Region only





	Ex. GST (cents)	Incl. GST (cents)
<b>7404 : Business - Controlled Load 1</b>		
All KWh	7.8470	8.6317 *
Supply charge per day	6.9100	7.6010 *
<b>7410 : Business - Controlled Load 1</b>		
All KWh	7.8470	8.6317 *
Supply charge per day	6.9100	7.6010 *
<b>7405 : Business - Controlled Load 2</b>		
All KWh	12.6390	13.9029 *
Supply charge per day	9.2000	10.1200 *
<b>7411 : Business - Controlled Load 2</b>		
All KWh	12.3350	13.5685 *
Supply charge per day	9.2000	10.1200 *
<b>7403 : Business</b>		
All KWh	25.3350	27.8685 *
Supply charge per day	105.0200	115.5220 *
<b>7409 : Business</b>		
All KWh	25.3350	27.8685 *
Supply charge per day	105.0200	115.5220 *
<b>7412 : Business - Peak</b>		
All KWh	23.0350	25.3385 *
Supply charge per day	318.4300	350.2730 *
<b>7413 : Business - Shoulder</b>		
All KWh	23.0350	25.3385 *
<b>7414 : Business - Off Peak</b>		
All KWh	13.4060	14.7466 *
<b>7427 : Business - Controlled Load 1</b>		
All KWh	7.8470	8.6317 *
Supply charge per day	6.9100	7.6010 *
<b>7430 : Business - Controlled Load 1</b>		
All KWh	7.8470	8.6317 *
Supply charge per day	9.2000	10.1200 *
<b>7426 : Business</b>		
All KWh	25.3350	27.8685 *
Supply charge per day	101.5300	111.6830 *
<b>7429 : Business</b>		
First 300 KWh	30.6910	33.7601 *
All Remaining KWh	25.3350	27.8685 *
Supply charge per day	35.0000	38.5000 *

\* Indicates the price payable by customers, refer to GST note in Section 1.2

### 1.3 GREENPOWER REGULATED RETAIL PRICING OPTIONS

Country Energy offers the following GreenPower alternatives. The prices are additional to the regulated tariff.



#### Residential Products

Product	Weekly Price (Including GST)	GreenPower kWhs per year	GreenPower Accreditation
countrygreen® 10%	\$1.30	647*	
countrygreen® 20%	\$2.00	1294*	
countrygreen® 50%	\$4.50	3235*	
countrygreen® 100%	\$8.00	6470*	

countrygreen® is accredited under the National GreenPower Accreditation Program.

\* 6,470kWh is indicative of the average household energy consumption as determined by the Department of Water and Energy.

#### Business Products

Product	Price per kWh (including GST)	GreenPower Accreditation
countrygreen® energy - business 10%	Additional 1.43 cents per kWh	
countrygreen® energy - business 100%	Additional 7.15 cents per kWh	

countrygreen® energy – business is accredited under the National GreenPower Accreditation Program.

## 2 OBSOLETE REGULATED RETAIL PRICING OPTIONS

All regulated retail prices published under this section are in accordance with any relevant determination of the Independent Pricing and Regulatory Tribunal “IPART” (Section 1.24 of the Electricity Supply Act).

**GST:** All charges outlined in clause 1.3 are GST-exclusive and GST of 10% will be added to these charges. From time to time regulated retail pricing options are made obsolete. Small Retail Customers will remain on obsolete prices until such time that:

- The Small Retail Customer vacates the premise;
- The Small Retail Customer opts back from a negotiated contract to supply under Country Energy’s Standard Form Contract
- The Small Retail Customer applies to Country Energy to convert to non obsolete pricing options.

The Retail Prices listed under this section are not available to Small Retail customers moving into premises or Small Retail customers opting back from a negotiated contract to supply under Country Energy’s Standard Form Contract. The Regulated Retail Prices applicable to these customers are listed in Section 1.2. Regulated Retail Pricing Options.

NOT APPLICABLE TO NEW CONNECTIONS

### 2.1.1 All Areas

	Excl GST (cents)	Incl GST (cents)		Excl GST (cents)	Incl GST (cents)
<b>5720 : Residential</b>			<b>5730 : Business</b>		
All KWh	22.1220	24.3342 *	All KWh	25.3350	27.8685 *
Supply charge per day	82.6600	90.9260 *	Supply charge per day	105.0200	115.5220 *
<b>5721 : Residential - Controlled Load 1</b>			<b>5731 : Business - Controlled Load 1</b>		
All KWh	8.4340	9.2774 *	All KWh	7.8470	8.6317 *
Supply charge per day	7.0000	7.7000 *	Supply charge per day	14.0900	15.4990 *
<b>5722 : Residential - Controlled Load 2</b>			<b>5732 : Business - Controlled Load 2</b>		
All KWh	12.6960	13.9656 *	All KWh	12.6390	13.9029 *
Supply charge per day	8.2900	9.1190 *	Supply charge per day	14.0900	15.4990 *
<b>5725 : Residential - Peak</b>			<b>5735 : Business - Peak</b>		
All KWh	23.8240	26.2064 *	All KWh	23.0350	25.3385 *
Supply charge per day	106.7500	117.4250 *	Supply charge per day	370.7000	407.7700 *
<b>5726 : Residential - Shoulder</b>			<b>5736 : Business - Shoulder</b>		
All KWh	23.8240	26.2064 *	All KWh	23.0350	25.3385 *
<b>5727 : Residential - Off Peak</b>			<b>5737 : Business - Off Peak</b>		
All KWh	11.9290	13.1219 *	All KWh	12.6510	13.9161 *

\* Indicates the price payable by customers, refer to GST note in Section 1.2

NOT APPLICABLE TO NEW CONNECTIONS

2.1.2 Hillston, Griffith, Hay, Darlington Point, Coleambally, Narranderra, Yanco and Leeton

	Excl GST (cents)	Incl GST (cents)		Excl GST (cents)	Incl GST (cents)
<b>5000 : Residential</b>			<b>5009 : Business</b>		
All KWh	22.1220	24.3342 *	First 3.3 KWh	33.0470	36.3517 *
Supply charge per day	55.4200	60.9620 *	All Remaining KWh	23.7680	26.1448 *
<b>5001 : Residential - Controlled Load 1</b>			<b>5011 : Business - Controlled Load 1</b>		
All KWh	7.8140	8.5954 *	All KWh	7.8470	8.6317 *
Supply charge per day	4.5800	5.0380 *	Supply charge per day	9.2000	10.1200 *
<b>5002 : Residential - Controlled Load 2</b>			<b>5012 : Business - Controlled Load 2</b>		
All KWh	12.6960	13.9656 *	All KWh	12.6390	13.9029 *
Supply charge per day	5.4800	6.0280 *	Supply charge per day	9.2000	10.1200 *
<b>5003 : Residential - Peak</b>			<b>5013 : Business - Peak</b>		
All KWh	20.0920	22.1012 *	All KWh	22.4030	24.6433 *
Supply charge per day	82.6600	90.9260 *	Supply charge per day	318.4300	350.2730 *
<b>5004 : Residential - Shoulder</b>			<b>5014 : Business - Shoulder</b>		
All KWh	17.3970	19.1367 *	All KWh	22.4030	24.6433 *
<b>5005 : Residential - Off Peak</b>			<b>5015 : Business - Off Peak</b>		
All KWh	8.7720	9.6492 *	All KWh	12.6510	13.9161 *
<b>5077 : Residential</b>			<b>5010 : Business</b>		
All KWh	22.1220	24.3342 *	First 3.3 KWh	40.0830	44.0913 *
Supply charge per day	55.4200	60.9620 *	All Remaining KWh	25.3350	27.8685 *
<b>5081 : Residential - Controlled Load 1</b>			<b>5047 : Business - Controlled Load 1</b>		
All KWh	8.4340	9.2774 *	All KWh	7.8470	8.6317 *
Supply charge per day	4.5800	5.0380 *	Supply charge per day	9.2000	10.1200 *
<b>5163 : Residential - Controlled Load 2</b>			<b>5056 : Business - Controlled Load 2</b>		
All KWh	12.6960	13.9656 *	All KWh	12.6390	13.9029 *
Supply charge per day	5.4800	6.0280 *	Supply charge per day	9.2000	10.1200 *
<b>5006 : Residential - Peak</b>			<b>5016 : Business - Peak</b>		
All KWh	23.8240	26.2064 *	All KWh	23.0350	25.3385 *
Supply charge per day	116.4300	128.0730 *	Supply charge per day	318.4300	350.2730 *
<b>5007 : Residential - Shoulder</b>			<b>5017 : Business - Shoulder</b>		
All KWh	20.7010	22.7711 *	All KWh	23.0350	25.3385 *
<b>5008 : Residential - Off Peak</b>			<b>5018 : Business - Off Peak</b>		
All KWh	9.2460	10.1706 *	All KWh	13.4060	14.7466 *

\* Indicates the price payable by customers, refer to GST note in Section 1.2

NOT APPLICABLE TO NEW CONNECTIONS

2.1.3 Armidale, Uralla and Walcha

	Excl GST (cents)	Incl GST (cents)		Excl GST (cents)	Incl GST (cents)
<b>5504 : Residential</b>			<b>5512 : Business</b>		
First 9.84 KWh	22.1220	24.3342 *	All KWh	25.3350	27.8685 *
All Remaining KWh	21.0050	23.1055 *	Supply charge per day	105.0200	115.5220 *
Supply charge per day	82.6600	90.9260 *			
<b>5516 : Residential - Controlled Load 1</b>			<b>5520 : Business - Controlled Load 1</b>		
All KWh	8.4340	9.2774 *	All KWh	7.8470	8.6317 *
Supply charge per day	7.0000	7.7000 *	Supply charge per day	14.0900	15.4990 *
<b>5522 : Residential - Controlled Load 2</b>			<b>5524 : Business - Controlled Load 2</b>		
All KWh	12.6960	13.9656 *	All KWh	12.6390	13.9029 *
Supply charge per day	8.2900	9.1190 *	Supply charge per day	14.0900	15.4990 *
<b>5507 : Residential</b>			<b>5513 : Business - Peak</b>		
All KWh	22.1220	24.3342 *	All KWh	23.5870	25.9457 *
Supply charge per day	82.6600	90.9260 *	Supply charge per day	439.0100	482.9110 *
<b>5518 : Residential - Controlled Load 1</b>			<b>5514 : Business - Shoulder</b>		
All KWh	8.4340	9.2774 *	All KWh	22.4030	24.6433 *
Supply charge per day	7.4000	8.1400 *			
<b>5523 : Residential - Controlled Load 2</b>			<b>5515 : Business - Off Peak</b>		
All KWh	12.6960	13.9656 *	All KWh	12.7520	14.0272 *
Supply charge per day	8.2900	9.1190 *			

\* Indicates the price payable by customers, refer to GST note in Section 1.2

NOT APPLICABLE TO NEW CONNECTIONS

2.1.4 Bateman's Bay, Bega, Moruya, Eden, Narooma, Tura Beach and Tuross Head

	Excl GST (cents)	Incl GST (cents)		Excl GST (cents)	Incl GST (cents)
<b>5000 : Residential</b>			<b>5009 : Business</b>		
All KWh	22.1220	24.3342 *	First 3.3 KWh	33.0470	36.3517 *
Supply charge per day	55.4200	60.9620 *	All Remaining KWh	23.7680	26.1448 *
<b>5001 : Residential - Controlled Load 1</b>			<b>5011 : Business - Controlled Load 1</b>		
All KWh	7.8140	8.5954 *	All KWh	7.8470	8.6317 *
Supply charge per day	4.5800	5.0380 *	Supply charge per day	9.2000	10.1200 *
<b>5002 : Residential - Controlled Load 2</b>			<b>5012 : Business - Controlled Load 2</b>		
All KWh	12.6960	13.9656 *	All KWh	12.6390	13.9029 *
Supply charge per day	5.4800	6.0280 *	Supply charge per day	9.2000	10.1200 *
<b>5003 : Residential - Peak</b>			<b>5013 : Business - Peak</b>		
All KWh	20.0920	22.1012 *	All KWh	22.4030	24.6433 *
Supply charge per day	82.6600	90.9260 *	Supply charge per day	318.4300	350.2730 *
<b>5004 : Residential - Shoulder</b>			<b>5014 : Business - Shoulder</b>		
All KWh	17.3970	19.1367 *	All KWh	22.4030	24.6433 *
<b>5005 : Residential - Off Peak</b>			<b>5015 : Business - Off Peak</b>		
All KWh	8.7720	9.6492 *	All KWh	12.6510	13.9161 *
<b>5077 : Residential</b>			<b>5010 : Business</b>		
All KWh	22.1220	24.3342 *	First 3.3 KWh	40.0830	44.0913 *
Supply charge per day	55.4200	60.9620 *	All Remaining KWh	25.3350	27.8685 *
<b>5081 : Residential - Controlled Load 1</b>			<b>5047 : Business - Controlled Load 1</b>		
All KWh	8.4340	9.2774 *	All KWh	7.8470	8.6317 *
Supply charge per day	4.5800	5.0380 *	Supply charge per day	9.2000	10.1200 *
<b>5090 : Residential - Controlled Load 2</b>			<b>5056 : Business - Controlled Load 2</b>		
All KWh	12.6960	13.9656 *	All KWh	12.6390	13.9029 *
Supply charge per day	5.4800	6.0280 *	Supply charge per day	9.2000	10.1200 *
<b>5006 : Residential - Peak</b>			<b>5016 : Business - Peak</b>		
All KWh	23.8240	26.2064 *	All KWh	23.0350	25.3385 *
Supply charge per day	116.4300	128.0730 *	Supply charge per day	318.4300	350.2730 *
<b>5007 : Residential - Shoulder</b>			<b>5017 : Business - Shoulder</b>		
All KWh	20.7010	22.7711 *	All KWh	23.0350	25.3385 *
<b>5008 : Residential - Off Peak</b>			<b>5018 : Business - Off Peak</b>		
All KWh	9.2460	10.1706 *	All KWh	13.4060	14.7466 *

\*Indicates the price payable by customers, refer to GST note in Section 1.2

NOT APPLICABLE TO NEW CONNECTIONS

2.1.5 Bathurst and Oberon

	Excl GST (cents)	Incl GST (cents)		Excl GST (cents)	Incl GST (cents)
<b>145 : Residential</b>			<b>190 : Business - Controlled Load 1</b>		
First 3.3 KWh	28.4920	31.3412 *	All KWh	7.8470	8.6317 *
All Remaining KWh	22.1220	24.3342 *	Supply charge per day	9.2000	10.1200 *
Supply charge per day	55.4200	60.9620 *			
<b>146 : Residential - Controlled Load 1</b>			<b>191 : Business - Controlled Load 2</b>		
All KWh	8.4340	9.2774 *	All KWh	12.6390	13.9029 *
Supply charge per day	4.5800	5.0380 *	Supply charge per day	9.2000	10.1200 *
<b>147 : Residential - Controlled Load 2</b>			<b>245 : Business - Peak</b>		
All KWh	12.6960	13.9656 *	All KWh	20.3290	22.3619 *
Supply charge per day	5.4800	6.0280 *	Supply charge per day	318.4300	350.2730 *
<b>148 : Space Heat/Cool-Unrest 2-Rate</b>			<b>246 : Business - Shoulder</b>		
All KWh	21.7720	23.9492 *	All KWh	20.3290	22.3619 *
<b>149 : Space Heat/Cool-Rest 2-Rate</b>			<b>247 : Business - Off Peak</b>		
All KWh	11.8050	12.9855 *	All KWh	12.6510	13.9161 *
<b>345 : Residential</b>			<b>445 : Business</b>		
First 3.3 KWh	31.0290	34.1319 *	All KWh	25.3350	27.8685 *
All Remaining KWh	22.1220	24.3342 *	Supply charge per day	105.0200	115.5220 *
Supply charge per day	55.4200	60.9620 *			
<b>360 : Residential - Controlled Load 1</b>			<b>465 : Business - Peak</b>		
All KWh	8.4340	9.2774 *	All KWh	22.0310	24.2341 *
Supply charge per day	4.5800	5.0380 *	Supply charge per day	318.4300	350.2730 *
<b>361 : Residential - Controlled Load 2</b>			<b>466 : Business - Shoulder</b>		
All KWh	12.6960	13.9656 *	All KWh	22.0310	24.2341 *
Supply charge per day	5.4800	6.0280 *			
<b>440 : Business</b>			<b>467 : Business - Off Peak</b>		
All KWh	25.3350	27.8685 *	All KWh	12.6510	13.9161 *
Supply charge per day	105.0200	115.5220 *			

\* Indicates the price payable by customers, refer to GST note in Section 1.2

NOT APPLICABLE TO NEW CONNECTIONS

2.1.6 Crookwell, Goulburn, Queanbeyan, Braidwood, Bungendore and Wee Jasper

	Excl GST (cents)	Incl GST (cents)		Excl GST (cents)	Incl GST (cents)
<b>5000 : Residential</b>			<b>5009 : Business</b>		
All KWh	22.1220	24.3342 *	First 3.3 KWh	33.0470	36.3517 *
Supply charge per day	55.4200	60.9620 *	All Remaining KWh	23.7680	26.1448 *
<b>5001 : Residential - Controlled Load 1</b>			<b>5011 : Business - Controlled Load 1</b>		
All KWh	7.8140	8.5954 *	All KWh	7.8470	8.6317 *
Supply charge per day	4.5800	5.0380 *	Supply charge per day	9.2000	10.1200 *
<b>5002 : Residential - Controlled Load 2</b>			<b>5012 : Business - Controlled Load 2</b>		
All KWh	12.6960	13.9656 *	All KWh	12.6390	13.9029 *
Supply charge per day	5.4800	6.0280 *	Supply charge per day	9.2000	10.1200 *
<b>5003 : Residential - Peak</b>			<b>5013 : Business - Peak</b>		
All KWh	20.0920	22.1012 *	All KWh	22.4030	24.6433 *
Supply charge per day	82.6600	90.9260 *	Supply charge per day	318.4300	350.2730 *
<b>5004 : Residential - Shoulder</b>			<b>5014 : Business - Shoulder</b>		
All KWh	17.3970	19.1367 *	All KWh	22.4030	24.6433 *
<b>5005 : Residential - Off Peak</b>			<b>5015 : Business - Off Peak</b>		
All KWh	8.7720	9.6492 *	All KWh	12.6510	13.9161 *
<b>5064 : Residential</b>			<b>5010 : Business</b>		
All KWh	22.1220	24.3342 *	First 3.3 KWh	40.0830	44.0913 *
Supply charge per day	82.6600	90.9260 *	All Remaining KWh	25.3350	27.8685 *
<b>5081 : Residential - Controlled Load 1</b>			<b>5047 : Business - Controlled Load 1</b>		
All KWh	8.4340	9.2774 *	All KWh	7.8470	8.6317 *
Supply charge per day	4.5800	5.0380 *	Supply charge per day	9.2000	10.1200 *
<b>5089 : Residential - Controlled Load 2</b>			<b>5056 : Business - Controlled Load 2</b>		
All KWh	12.6960	13.9656 *	All KWh	12.6390	13.9029 *
Supply charge per day	5.4800	6.0280 *	Supply charge per day	9.2000	10.1200 *
<b>5006 : Residential - Peak</b>			<b>5016 : Business - Peak</b>		
All KWh	23.8240	26.2064 *	All KWh	23.0350	25.3385 *
Supply charge per day	116.4300	128.0730 *	Supply charge per day	318.4300	350.2730 *
<b>5007 : Residential - Shoulder</b>			<b>5017 : Business - Shoulder</b>		
All KWh	20.7010	22.7711 *	All KWh	23.0350	25.3385 *
<b>5008 : Residential - Off Peak</b>			<b>5018 : Business - Off Peak</b>		
All KWh	9.2460	10.1706 *	All KWh	13.4060	14.7466 *

\* Indicates the price payable by customers, refer to GST note in Section 1.2

NOT APPLICABLE TO NEW CONNECTIONS

2.1.7 Cobar, Coonamble, Dubbo, Gilgandra, Nyngan, Narromine, Warren and Wellington

	Excl GST (cents)	Incl GST (cents)		Excl GST (cents)	Incl GST (cents)
<b>140 : Residential</b>			<b>107 : Business - Controlled Load 2</b>		
First 3.28 KWh	32.2470	35.4717 *	All KWh	12.6390	13.9029 *
All Remaining KWh	21.1740	23.2914 *	Supply charge per day	14.0900	15.4990 *
Supply charge per day	55.4200	60.9620 *			
<b>142 : Residential - Controlled Load 1</b>			<b>245 : Business - Peak</b>		
All KWh	7.9040	8.6944 *	All KWh	20.3290	22.3619 *
Supply charge per day	9.0900	9.9990 *	Supply charge per day	318.4300	350.2730 *
<b>143 : Residential - Controlled Load 2</b>			<b>246 : Business - Shoulder</b>		
All KWh	12.6960	13.9656 *	All KWh	20.3290	22.3619 *
Supply charge per day	8.2900	9.1190 *			
<b>367 : Residential</b>			<b>247 : Business - Off Peak</b>		
All KWh	22.1220	24.3342 *	All KWh	12.6510	13.9161 *
Supply charge per day	97.5700	107.3270 *			
<b>116 : Residential - Controlled Load 1</b>			<b>445 : Business</b>		
All KWh	7.9040	8.6944 *	All KWh	25.3350	27.8685 *
Supply charge per day	9.0900	9.9990 *	Supply charge per day	105.0200	115.5220 *
<b>117 : Residential - Controlled Load 2</b>			<b>465 : Business - Peak</b>		
All KWh	12.6960	13.9656 *	All KWh	22.0310	24.2341 *
Supply charge per day	8.2900	9.1190 *	Supply charge per day	318.4300	350.2730 *
<b>440 : Business</b>			<b>466 : Business - Shoulder</b>		
All KWh	25.3350	27.8685 *	All KWh	22.0310	24.2341 *
Supply charge per day	105.0200	115.5220 *			
<b>106 : Business - Controlled Load 1</b>			<b>467 : Business - Off Peak</b>		
All KWh	7.8470	8.6317 *	All KWh	12.6510	13.9161 *
Supply charge per day	14.0900	15.4990 *			

\* Indicates the price payable by customers, refer to GST note in Section 1.2

NOT APPLICABLE TO NEW CONNECTIONS

2.1.8 Dungog, Stroud, Tea Gardens and Gloucester

	Excl GST (cents)	Incl GST (cents)		Excl GST (cents)	Incl GST (cents)
<b>5501 : Residential</b>			<b>5511 : Business</b>		
First 9.84 KWh	22.1220	24.3342 *	All KWh	25.3350	27.8685 *
All Remaining KWh	21.0050	23.1055 *	Supply charge per day	105.0200	115.5220 *
Supply charge per day	82.6600	90.9260 *	<b>5610 : Business - Controlled Load 1</b>		
<b>5517 : Residential - Controlled Load 1</b>			All KWh	7.8470	8.6317 *
All KWh	7.9040	8.6944 *	Supply charge per day	14.0900	15.4990 *
Supply charge per day	9.0900	9.9990 *	<b>5524 : Business - Controlled Load 2</b>		
<b>5522 : Residential - Controlled Load 2</b>			All KWh	12.6390	13.9029 *
All KWh	12.6960	13.9656 *	Supply charge per day	14.0900	15.4990 *
Supply charge per day	8.2900	9.1190 *	<b>5513 : Business - Peak</b>		
<b>5509 : Residential</b>			All KWh	23.5870	25.9457 *
All KWh	22.1220	24.3342 *	Supply charge per day	439.0100	482.9110 *
Supply charge per day	82.6600	90.9260 *	<b>5514 : Business - Shoulder</b>		
<b>5519 : Residential - Controlled Load 1</b>			All KWh	22.4030	24.6433 *
All KWh	7.9040	8.6944 *	<b>5515 : Business - Off Peak</b>		
Supply charge per day	9.0900	9.9990 *	All KWh	12.7520	14.0272 *
<b>5523 : Residential - Controlled Load 2</b>					
All KWh	12.6960	13.9656 *			
Supply charge per day	8.2900	9.1190 *			

\* Indicates the price payable by customers, refer to GST note in Section 1.2

NOT APPLICABLE TO NEW CONNECTIONS

2.1.9 Gunnedah, Narrabri, Wee Waa, Boggabri, Walgett, Brewarrina and Bourke

	Excl GST (cents)	Incl GST (cents)		Excl GST (cents)	Incl GST (cents)
<b>5502 : Residential</b>			<b>5512 : Business</b>		
All KWh	22.1220	24.3342 *	All KWh	25.3350	27.8685 *
Supply charge per day	82.6600	90.9260 *	Supply charge per day	105.0200	115.5220 *
<b>5516 : Residential - Controlled Load 1</b>			<b>5520 : Business - Controlled Load 1</b>		
All KWh	8.4340	9.2774 *	All KWh	7.8470	8.6317 *
Supply charge per day	7.0000	7.7000 *	Supply charge per day	14.0900	15.4990 *
<b>5522 : Residential - Controlled Load 2</b>			<b>5524 : Business - Controlled Load 2</b>		
All KWh	12.6960	13.9656 *	All KWh	12.6390	13.9029 *
Supply charge per day	8.2900	9.1190 *	Supply charge per day	14.0900	15.4990 *
<b>5508 : Residential</b>			<b>5513 : Business - Peak</b>		
All KWh	22.1220	24.3342 *	All KWh	23.5870	25.9457 *
Supply charge per day	82.6600	90.9260 *	Supply charge per day	439.0100	482.9110 *
<b>5518 : Residential - Controlled Load 1</b>			<b>5514 : Business - Shoulder</b>		
All KWh	8.4340	9.2774 *	All KWh	22.4030	24.6433 *
Supply charge per day	7.4000	8.1400 *			
<b>5523 : Residential - Controlled Load 2</b>			<b>5515 : Business - Off Peak</b>		
All KWh	12.6960	13.9656 *	All KWh	12.7520	14.0272 *
Supply charge per day	8.2900	9.1190 *			

\* Indicates the price payable by customers, refer to GST note in Section 1.2

NOT APPLICABLE TO NEW CONNECTIONS

2.1.10 Kempsey, Port Macquarie, Taree, Wauchope and Camden Haven

	Excl GST (cents)	Incl GST (cents)		Excl GST (cents)	Incl GST (cents)
<b>5500 : Residential</b>			<b>5512 : Business</b>		
All KWh	22.1220	24.3342 *	All KWh	25.3350	27.8685 *
Supply charge per day	82.6600	90.9260 *	Supply charge per day	105.0200	115.5220 *
<b>5516 : Residential - Controlled Load 1</b>			<b>5598 : Business - Controlled Load 1</b>		
All KWh	8.4340	9.2774 *	All KWh	7.8470	8.6317 *
Supply charge per day	7.0000	7.7000 *	Supply charge per day	14.0900	15.4990 *
<b>5522 : Residential - Controlled Load 2</b>			<b>5599 : Business - Controlled Load 2</b>		
All KWh	12.6960	13.9656 *	All KWh	12.6390	13.9029 *
Supply charge per day	8.2900	9.1190 *	Supply charge per day	14.0900	15.4990 *
<b>5505 : Residential</b>			<b>5513 : Business - Peak</b>		
All KWh	22.1220	24.3342 *	All KWh	23.5870	25.9457 *
Supply charge per day	82.6600	90.9260 *	Supply charge per day	439.0100	482.9110 *
<b>5518 : Residential - Controlled Load 1</b>			<b>5514 : Business - Shoulder</b>		
All KWh	8.4340	9.2774 *	All KWh	22.4030	24.6433 *
Supply charge per day	7.4000	8.1400 *			
<b>5523 : Residential - Controlled Load 2</b>			<b>5515 : Business - Off Peak</b>		
All KWh	12.6960	13.9656 *	All KWh	12.7520	14.0272 *
Supply charge per day	8.2900	9.1190 *			

\* Indicates the price payable by customers, refer to GST note in Section 1.2

NOT APPLICABLE TO NEW CONNECTIONS

2.1.11 Manilla, Barraba, Quirindi, Murrurundi, Nundle, Tamworth and Werris Creek

	Excl GST (cents)	Incl GST (cents)		Excl GST (cents)	Incl GST (cents)
<b>5502 : Residential</b>			<b>5512 : Business</b>		
All KWh	22.1220	24.3342 *	All KWh	25.3350	27.8685 *
Supply charge per day	82.6600	90.9260 *	Supply charge per day	105.0200	115.5220 *
<b>5516 : Residential - Controlled Load 1</b>			<b>5520 : Business - Controlled Load 1</b>		
All KWh	8.4340	9.2774 *	All KWh	7.8470	8.6317 *
Supply charge per day	7.0000	7.7000 *	Supply charge per day	14.0900	15.4990 *
<b>5522 : Residential - Controlled Load 2</b>			<b>5524 : Business - Controlled Load 2</b>		
All KWh	12.6960	13.9656 *	All KWh	12.6390	13.9029 *
Supply charge per day	8.2900	9.1190 *	Supply charge per day	14.0900	15.4990 *
<b>5505 : Residential</b>			<b>5513 : Business - Peak</b>		
All KWh	22.1220	24.3342 *	All KWh	23.5870	25.9457 *
Supply charge per day	82.6600	90.9260 *	Supply charge per day	439.0100	482.9110 *
<b>5518 : Residential - Controlled Load 1</b>			<b>5514 : Business - Shoulder</b>		
All KWh	8.4340	9.2774 *	All KWh	22.4030	24.6433 *
Supply charge per day	7.4000	8.1400 *			
<b>5523 : Residential - Controlled Load 2</b>			<b>5515 : Business - Off Peak</b>		
All KWh	12.6960	13.9656 *	All KWh	12.7520	14.0272 *
Supply charge per day	8.2900	9.1190 *			

\* Indicates the price payable by customers, refer to GST note in Section 1.2

NOT APPLICABLE TO NEW CONNECTIONS

2.1.12 Cooma, Adaminaby, Jindabyne, Dalgety, and Berridale

	Excl GST (cents)	Incl GST (cents)		Excl GST (cents)	Incl GST (cents)
<b>5000 : Residential</b>			<b>5009 : Business</b>		
All KWh	22.1220	24.3342 *	First 3.3 KWh	33.0470	36.3517 *
Supply charge per day	55.4200	60.9620 *	All Remaining KWh	23.7680	26.1448 *
<b>5001 : Residential - Controlled Load 1</b>			<b>5011 : Business - Controlled Load 1</b>		
All KWh	7.8140	8.5954 *	Supply charge per day	68.8800	75.7680 *
Supply charge per day	4.5800	5.0380 *	<b>5012 : Business - Controlled Load 2</b>		
<b>5002 : Residential - Controlled Load 2</b>			All KWh	12.6390	13.9029 *
All KWh	12.6960	13.9656 *	Supply charge per day	9.2000	10.1200 *
Supply charge per day	5.4800	6.0280 *	<b>5013 : Business - Peak</b>		
<b>5003 : Residential - Peak</b>			All KWh	22.4030	24.6433 *
All KWh	20.0920	22.1012 *	Supply charge per day	318.4300	350.2730 *
Supply charge per day	82.6600	90.9260 *	<b>5014 : Business - Shoulder</b>		
<b>5004 : Residential - Shoulder</b>			All KWh	22.4030	24.6433 *
All KWh	17.3970	19.1367 *	<b>5015 : Business - Off Peak</b>		
<b>5005 : Residential - Off Peak</b>			All KWh	12.6510	13.9161 *
All KWh	8.7720	9.6492 *	<b>5010 : Business</b>		
<b>5063 : Residential</b>			First 3.3 KWh	40.0830	44.0913 *
First 3.3 KWh	31.1870	34.3057 *	All Remaining KWh	25.3350	27.8685 *
All Remaining KWh	22.1220	24.3342 *	Supply charge per day	68.8800	75.7680 *
Supply charge per day	73.7600	81.1360 *	<b>5047 : Business - Controlled Load 1</b>		
<b>5081 : Residential - Controlled Load 1</b>			All KWh	7.8470	8.6317 *
All KWh	8.4340	9.2774 *	Supply charge per day	9.2000	10.1200 *
Supply charge per day	4.5800	5.0380 *	<b>5056 : Business - Controlled Load 2</b>		
<b>5088 : Residential - Controlled Load 2</b>			All KWh	12.6390	13.9029 *
All KWh	12.6960	13.9656 *	Supply charge per day	9.2000	10.1200 *
Supply charge per day	5.4800	6.0280 *	<b>5016 : Business - Peak</b>		
<b>5006 : Residential - Peak</b>			All KWh	23.0350	25.3385 *
All KWh	23.8240	26.2064 *	Supply charge per day	318.4300	350.2730 *
Supply charge per day	116.4300	128.0730 *	<b>5017 : Business - Shoulder</b>		
<b>5007 : Residential - Shoulder</b>			All KWh	23.0350	25.3385 *
All KWh	20.7010	22.7711 *	<b>5018 : Business - Off Peak</b>		
<b>5008 : Residential - Off Peak</b>			All KWh	13.4060	14.7466 *
All KWh	9.2460	10.1706 *			

\* Indicates the price payable by customers, refer to GST note in Section 1.2

NOT APPLICABLE TO NEW CONNECTIONS

2.1.13 Mudgee, Gulgong and Coonabarabran

	Excl GST (cents)	Incl GST (cents)		Excl GST (cents)	Incl GST (cents)
<b>156 : Residential</b>			<b>358 : Residential - Peak</b>		
First 3.28 KWh	24.7940	27.2734 *	All KWh	23.8800	26.2680 *
All Remaining KWh	22.1220	24.3342 *	Supply charge per day	269.4400	296.3840 *
Supply charge per day	55.4200	60.9620 *	<b>359 : Residential - Off Peak</b>		
<b>160 : Residential - Controlled Load 1</b>			<b>359 : Residential - Off Peak</b>		
All KWh	8.4340	9.2774 *	All KWh	12.8420	14.1262 *
Supply charge per day	4.5800	5.0380 *	<b>440 : Business</b>		
<b>161 : Residential - Controlled Load 2</b>			<b>440 : Business</b>		
All KWh	12.6960	13.9656 *	All KWh	25.3350	27.8685 *
Supply charge per day	5.4800	6.0280 *	Supply charge per day	105.0200	115.5220 *
<b>165 : Residential - Peak</b>			<b>261 : Business - Controlled Load 1</b>		
All KWh	22.8210	25.1031 *	All KWh	7.8470	8.6317 *
Supply charge per day	114.4200	125.8620 *	Supply charge per day	9.2000	10.1200 *
<b>166 : Residential - Off Peak</b>			<b>245 : Business - Peak</b>		
All KWh	11.8840	13.0724 *	All KWh	20.3290	22.3619 *
<b>163 : Residential - Peak</b>			<b>245 : Business - Peak</b>		
All KWh	33.1150	36.4265 *	Supply charge per day	318.4300	350.2730 *
Supply charge per day	54.6500	60.1150 *	<b>246 : Business - Shoulder</b>		
<b>164 : Residential - Off Peak</b>			<b>246 : Business - Shoulder</b>		
All KWh	12.0300	13.2330 *	All KWh	20.3290	22.3619 *
<b>349 : Residential</b>			<b>247 : Business - Off Peak</b>		
All KWh	22.1220	24.3342 *	All KWh	12.6510	13.9161 *
Supply charge per day	82.6600	90.9260 *	<b>445 : Business</b>		
<b>352 : Residential - Controlled Load 1</b>			<b>445 : Business</b>		
All KWh	8.4340	9.2774 *	All KWh	25.3350	27.8685 *
Supply charge per day	4.5800	5.0380 *	Supply charge per day	105.0200	115.5220 *
<b>353 : Residential - Controlled Load 2</b>			<b>465 : Business - Peak</b>		
All KWh	12.6960	13.9656 *	All KWh	22.0310	24.2341 *
Supply charge per day	5.4800	6.0280 *	Supply charge per day	318.4300	350.2730 *
			<b>466 : Business - Shoulder</b>		
			<b>466 : Business - Shoulder</b>		
			All KWh	22.0310	24.2341 *
			<b>467 : Business - Off Peak</b>		
			All KWh	12.6510	13.9161 *

\* Indicates the price payable by customers, refer to GST note in Section 1.2

NOT APPLICABLE TO NEW CONNECTIONS

2.1.14 Tumut, Adelong, Gundagai, Batlow, Talbingo, Tumbarumba and Cabramurra

	Excl GST (cents)	Incl GST (cents)		Excl GST (cents)	Incl GST (cents)
<b>5000 : Residential</b>			<b>5009 : Business</b>		
All KWh	22.1220	24.3342 *	First 3.3 KWh	33.0470	36.3517 *
Supply charge per day	55.4200	60.9620 *	All Remaining KWh	23.7680	26.1448 *
<b>5001 : Residential - Controlled Load 1</b>			<b>5011 : Business - Controlled Load 1</b>		
All KWh	7.8140	8.5954 *	All KWh	7.8470	8.6317 *
Supply charge per day	4.5800	5.0380 *	Supply charge per day	9.2000	10.1200 *
<b>5002 : Residential - Controlled Load 2</b>			<b>5012 : Business - Controlled Load 2</b>		
All KWh	12.6960	13.9656 *	All KWh	12.6390	13.9029 *
Supply charge per day	5.4800	6.0280 *	Supply charge per day	9.2000	10.1200 *
<b>5003 : Residential - Peak</b>			<b>5013 : Business - Peak</b>		
All KWh	20.0920	22.1012 *	All KWh	22.4030	24.6433 *
Supply charge per day	82.6600	90.9260 *	Supply charge per day	318.4300	350.2730 *
<b>5004 : Residential - Shoulder</b>			<b>5014 : Business - Shoulder</b>		
All KWh	17.3970	19.1367 *	All KWh	22.4030	24.6433 *
<b>5005 : Residential - Off Peak</b>			<b>5015 : Business - Off Peak</b>		
All KWh	8.7720	9.6492 *	All KWh	12.6510	13.9161 *
<b>5070 : Residential</b>			<b>5010 : Business</b>		
All KWh	22.1220	24.3342 *	First 3.3 KWh	40.0830	44.0913 *
Supply charge per day	82.6600	90.9260 *	All Remaining KWh	25.3350	27.8685 *
<b>5081 : Residential - Controlled Load 1</b>			<b>5047 : Business - Controlled Load 1</b>		
All KWh	8.4340	9.2774 *	All KWh	7.8470	8.6317 *
Supply charge per day	4.5800	5.0380 *	Supply charge per day	9.2000	10.1200 *
<b>5094 : Residential - Controlled Load 2</b>			<b>5056 : Business - Controlled Load 2</b>		
All KWh	12.6960	13.9656 *	All KWh	12.6390	13.9029 *
Supply charge per day	5.4800	6.0280 *	Supply charge per day	9.2000	10.1200 *
<b>5006 : Residential - Peak</b>			<b>5016 : Business - Peak</b>		
All KWh	23.8240	26.2064 *	All KWh	23.0350	25.3385 *
Supply charge per day	116.4300	128.0730 *	Supply charge per day	318.4300	350.2730 *
<b>5007 : Residential - Shoulder</b>			<b>5017 : Business - Shoulder</b>		
All KWh	20.7010	22.7711 *	All KWh	23.0350	25.3385 *
<b>5008 : Residential - Off Peak</b>			<b>5018 : Business - Off Peak</b>		
All KWh	9.2460	10.1706 *	All KWh	13.4060	14.7466 *

\* Indicates the price payable by customers, refer to GST note in Section 1.2

NOT APPLICABLE TO NEW CONNECTIONS

2.1.15 Orange, Blayney

	Excl GST (cents)	Incl GST (cents)		Excl GST (cents)	Incl GST (cents)
<b>100 : Residential</b>			<b>203 : Business - Controlled Load 2</b>		
First 3.3 KWh	28.4920	31.3412 *	All KWh	12.6390	13.9029 *
All Remaining KWh	22.1220	24.3342 *	Supply charge per day	9.2000	10.1200 *
Supply charge per day	55.4200	60.9620 *			
<b>101 : Residential - Controlled Load 1</b>			<b>245 : Business - Peak</b>		
All KWh	8.4340	9.2774 *	All KWh	20.3290	22.3619 *
Supply charge per day	4.5800	5.0380 *	Supply charge per day	318.4300	350.2730 *
<b>103 : Residential - Controlled Load 2</b>			<b>246 : Business - Shoulder</b>		
All KWh	12.6960	13.9656 *	All KWh	20.3290	22.3619 *
Supply charge per day	5.4800	6.0280 *			
<b>105 : Continuous Space Heating</b>			<b>247 : Business - Off Peak</b>		
All KWh	19.7990	21.7789 *	All KWh	12.6510	13.9161 *
<b>320 : Residential</b>			<b>445 : Business</b>		
All KWh	22.1220	24.3342 *	All KWh	25.3350	27.8685 *
Supply charge per day	82.6600	90.9260 *	Supply charge per day	105.0200	115.5220 *
<b>321 : Residential - Controlled Load 1</b>			<b>465 : Business - Peak</b>		
All KWh	8.4340	9.2774 *	All KWh	22.0310	24.2341 *
Supply charge per day	4.5800	5.0380 *	Supply charge per day	318.4300	350.2730 *
<b>323 : Residential - Controlled Load 2</b>			<b>466 : Business - Shoulder</b>		
All KWh	12.6960	13.9656 *	All KWh	22.0310	24.2341 *
Supply charge per day	5.4800	6.0280 *			
<b>440 : Business</b>			<b>467 : Business - Off Peak</b>		
All KWh	25.3350	27.8685 *	All KWh	12.6510	13.9161 *
Supply charge per day	105.0200	115.5220 *			
<b>202 : Business - Controlled Load 1</b>					
All KWh	7.8470	8.6317 *			
Supply charge per day	9.2000	10.1200 *			

\* Indicates the price payable by customers, refer to GST note in Section 1.2

NOT APPLICABLE TO NEW CONNECTIONS

2.1.16 Parkes, Forbes, Cowra, Canowindra, Grenfell and Condobolin

	Excl GST (cents)	Incl GST (cents)		Excl GST (cents)	Incl GST (cents)
<b>152 : Residential</b>			<b>269 : Business - Controlled Load 2</b>		
First 3.3 KWh	28.4920	31.3412 *	All KWh	12.6390	13.9029 *
All Remaining KWh	22.1220	24.3342 *	Supply charge per day	14.0900	15.4990 *
Supply charge per day	55.4200	60.9620 *	<b>245 : Business - Peak</b>		
<b>153 : Residential - Controlled Load 1</b>			<b>246 : Business - Shoulder</b>		
All KWh	7.9040	8.6944 *	All KWh	20.3290	22.3619 *
Supply charge per day	9.0900	9.9990 *	Supply charge per day	318.4300	350.2730 *
<b>154 : Residential - Controlled Load 2</b>			<b>247 : Business - Off Peak</b>		
All KWh	12.6960	13.9656 *	All KWh	12.6510	13.9161 *
Supply charge per day	9.2200	10.1420 *	<b>445 : Business</b>		
<b>171 : Residential</b>			<b>465 : Business - Peak</b>		
All KWh	22.1220	24.3342 *	All KWh	22.0310	24.2341 *
Supply charge per day	82.6600	90.9260 *	Supply charge per day	318.4300	350.2730 *
<b>270 : Business - Controlled Load 1</b>			<b>466 : Business - Shoulder</b>		
All KWh	7.5200	8.2720 *	All KWh	22.0310	24.2341 *
Supply charge per day	13.5500	14.9050 *	<b>467 : Business - Off Peak</b>		
<b>271 : Business - Controlled Load 2</b>			<b>440 : Business</b>		
All KWh	12.6960	13.9656 *	All KWh	25.3350	27.8685 *
Supply charge per day	13.5500	14.9050 *	Supply charge per day	105.0200	115.5220 *
<b>440 : Business</b>			<b>268 : Business - Controlled Load 1</b>		
All KWh	25.3350	27.8685 *	All KWh	7.8470	8.6317 *
Supply charge per day	105.0200	115.5220 *	Supply charge per day	14.0900	15.4990 *

\* Indicates the price payable by customers, refer to GST note in Section 1.2

NOT APPLICABLE TO NEW CONNECTIONS

2.1.17 Tenterfield, Inverell, Moree, Warialda, Tingha, Bingara and Goondiwindi

	Excl GST (cents)	Incl GST (cents)		Excl GST (cents)	Incl GST (cents)
<b>5503 : Residential</b>			<b>5512 : Business</b>		
First 9.84 KWh	22.1220	24.3342 *	All KWh	25.3350	27.8685 *
All Remaining KWh	21.0050	23.1055 *	Supply charge per day	105.0200	115.5220 *
Supply charge per day	82.6600	90.9260 *	<b>5520 : Business - Controlled Load 1</b>		
<b>5516 : Residential - Controlled Load 1</b>			<b>5524 : Business - Controlled Load 2</b>		
All KWh	8.4340	9.2774 *	All KWh	12.6390	13.9029 *
Supply charge per day	7.0000	7.7000 *	Supply charge per day	14.0900	15.4990 *
<b>5522 : Residential - Controlled Load 2</b>			<b>5513 : Business - Peak</b>		
All KWh	12.6960	13.9656 *	All KWh	23.5870	25.9457 *
Supply charge per day	8.2900	9.1190 *	Supply charge per day	439.0100	482.9110 *
<b>5506 : Residential</b>			<b>5514 : Business - Shoulder</b>		
All KWh	22.1220	24.3342 *	All KWh	22.4030	24.6433 *
Supply charge per day	82.6600	90.9260 *	<b>5515 : Business - Off Peak</b>		
<b>5518 : Residential - Controlled Load 1</b>			All KWh		
All KWh	8.4340	9.2774 *		12.7520	14.0272 *
Supply charge per day	7.4000	8.1400 *	<b>5523 : Residential - Controlled Load 2</b>		
<b>5523 : Residential - Controlled Load 2</b>			All KWh		
All KWh	12.6960	13.9656 *			
Supply charge per day	8.2900	9.1190 *			

\* Indicates the price payable by customers, refer to GST note in Section 1.2

NOT APPLICABLE TO NEW CONNECTIONS

2.1.18 Tweed Heads, Ballina, Lismore, Grafton, Coffs Harbour and Nambucca

	Excl GST (cents)	Incl GST (cents)		Excl GST (cents)	Incl GST (cents)
<b>5502 : Residential</b>			<b>5512 : Business</b>		
All KWh	22.1220	24.3342 *	All KWh	25.3350	27.8685 *
Supply charge per day	82.6600	90.9260 *	Supply charge per day	105.0200	115.5220 *
<b>5516 : Residential - Controlled Load 1</b>			<b>5520 : Business - Controlled Load 1</b>		
All KWh	8.4340	9.2774 *	All KWh	7.8470	8.6317 *
Supply charge per day	7.0000	7.7000 *	Supply charge per day	14.0900	15.4990 *
<b>5522 : Residential - Controlled Load 2</b>			<b>5524 : Business - Controlled Load 2</b>		
All KWh	12.6960	13.9656 *	All KWh	12.6390	13.9029 *
Supply charge per day	8.2900	9.1190 *	Supply charge per day	14.0900	15.4990 *
<b>5526 : Residential - Controlled Load 2</b>			<b>5528 : Business - Controlled Load 2</b>		
All KWh	12.6960	13.9656 *	All KWh	12.6390	13.9029 *
Supply charge per day	8.2900	9.1190 *	Supply charge per day	14.0900	15.4990 *
<b>5510 : Residential</b>			<b>5513 : Business - Peak</b>		
All KWh	22.1220	24.3342 *	All KWh	23.5870	25.9457 *
Supply charge per day	82.6600	90.9260 *	Supply charge per day	439.0100	482.9110 *
<b>5518 : Residential - Controlled Load 1</b>			<b>5514 : Business - Shoulder</b>		
All KWh	8.4340	9.2774 *	All KWh	22.4030	24.6433 *
Supply charge per day	7.4000	8.1400 *			
<b>5523 : Residential - Controlled Load 2</b>			<b>5515 : Business - Off Peak</b>		
All KWh	12.6960	13.9656 *	All KWh	12.7520	14.0272 *
Supply charge per day	8.2900	9.1190 *			
<b>5527 : Residential - Controlled Load 2</b>					
All KWh	12.6960	13.9656 *			
Supply charge per day	8.2900	9.1190 *			

\* Indicates the price payable by customers, refer to GST note in Section 1.2

NOT APPLICABLE TO NEW CONNECTIONS

2.1.19 Lockhart, Collingullie, Wagga Wagga, Tarcutta, Holbrook, Culcairn, Walla Walla and Henty

	Excl GST (cents)	Incl GST (cents)		Excl GST (cents)	Incl GST (cents)
<b>5000 : Residential</b>			<b>5009 : Business</b>		
All KWh	22.1220	24.3342 *	First 3.3 KWh	33.0470	36.3517 *
Supply charge per day	55.4200	60.9620 *	All Remaining KWh	23.7680	26.1448 *
<b>5001 : Residential - Controlled Load 1</b>			<b>5011 : Business - Controlled Load 1</b>		
All KWh	7.8140	8.5954 *	Supply charge per day	68.8800	75.7680 *
Supply charge per day	4.5800	5.0380 *	<b>5012 : Business - Controlled Load 2</b>		
<b>5002 : Residential - Controlled Load 2</b>			All KWh	12.6390	13.9029 *
All KWh	12.6960	13.9656 *	Supply charge per day	9.2000	10.1200 *
Supply charge per day	5.4800	6.0280 *	<b>5013 : Business - Peak</b>		
<b>5003 : Residential - Peak</b>			All KWh	22.4030	24.6433 *
All KWh	20.0920	22.1012 *	Supply charge per day	318.4300	350.2730 *
Supply charge per day	82.6600	90.9260 *	<b>5014 : Business - Shoulder</b>		
<b>5004 : Residential - Shoulder</b>			All KWh	22.4030	24.6433 *
All KWh	17.3970	19.1367 *	<b>5015 : Business - Off Peak</b>		
<b>5005 : Residential - Off Peak</b>			All KWh	12.6510	13.9161 *
All KWh	8.7720	9.6492 *	<b>5010 : Business</b>		
<b>5069 : Residential</b>			First 3.3 KWh	40.0830	44.0913 *
All KWh	22.1220	24.3342 *	All Remaining KWh	25.3350	27.8685 *
Supply charge per day	82.6600	90.9260 *	Supply charge per day	68.8800	75.7680 *
<b>5081 : Residential - Controlled Load 1</b>			<b>5047 : Business - Controlled Load 1</b>		
All KWh	8.4340	9.2774 *	All KWh	7.8470	8.6317 *
Supply charge per day	4.5800	5.0380 *	Supply charge per day	9.2000	10.1200 *
<b>5089 : Residential - Controlled Load 2</b>			<b>5056 : Business - Controlled Load 2</b>		
All KWh	12.6960	13.9656 *	All KWh	12.6390	13.9029 *
Supply charge per day	5.4800	6.0280 *	Supply charge per day	9.2000	10.1200 *
<b>5006 : Residential - Peak</b>			<b>5016 : Business - Peak</b>		
All KWh	23.8240	26.2064 *	All KWh	23.0350	25.3385 *
Supply charge per day	116.4300	128.0730 *	Supply charge per day	318.4300	350.2730 *
<b>5007 : Residential - Shoulder</b>			<b>5017 : Business - Shoulder</b>		
All KWh	20.7010	22.7711 *	All KWh	23.0350	25.3385 *
<b>5008 : Residential - Off Peak</b>			<b>5018 : Business - Off Peak</b>		
All KWh	9.2460	10.1706 *	All KWh	13.4060	14.7466 *

\* Indicates the price payable by customers, refer to GST note in Section 1.2

NOT APPLICABLE TO NEW CONNECTIONS

2.1.20 Wentworth, Balranald, Wakool, Windouran, Conargo, Berrigan, Murray, Corowa and Hume.

	Excl GST (cents)	Incl GST (cents)		Excl GST (cents)	Incl GST (cents)
<b>5000 : Residential</b>			<b>5009 : Business</b>		
All KWh	22.1220	24.3342 *	First 3.3 KWh	33.0470	36.3517 *
Supply charge per day	55.4200	60.9620 *	All Remaining KWh	23.7680	26.1448 *
<b>5001 : Residential - Controlled Load 1</b>			<b>5011 : Business - Controlled Load 1</b>		
All KWh	7.8140	8.5954 *	All KWh	7.8470	8.6317 *
Supply charge per day	4.5800	5.0380 *	Supply charge per day	9.2000	10.1200 *
<b>5002 : Residential - Controlled Load 2</b>			<b>5012 : Business - Controlled Load 2</b>		
All KWh	12.6960	13.9656 *	All KWh	12.6390	13.9029 *
Supply charge per day	5.4800	6.0280 *	Supply charge per day	9.2000	10.1200 *
<b>5003 : Residential - Peak</b>			<b>5013 : Business - Peak</b>		
All KWh	20.0920	22.1012 *	All KWh	22.4030	24.6433 *
Supply charge per day	82.6600	90.9260 *	Supply charge per day	318.4300	350.2730 *
<b>5004 : Residential - Shoulder</b>			<b>5014 : Business - Shoulder</b>		
All KWh	17.3970	19.1367 *	All KWh	22.4030	24.6433 *
<b>5005 : Residential - Off Peak</b>			<b>5015 : Business - Off Peak</b>		
All KWh	8.7720	9.6492 *	All KWh	12.6510	13.9161 *
<b>5068 : Residential</b>			<b>5010 : Business</b>		
All KWh	22.1220	24.3342 *	First 3.3 KWh	40.0830	44.0913 *
Supply charge per day	67.7500	74.5250 *	All Remaining KWh	25.3350	27.8685 *
<b>5081 : Residential - Controlled Load 1</b>			<b>5047 : Business - Controlled Load 1</b>		
All KWh	8.4340	9.2774 *	All KWh	7.8470	8.6317 *
Supply charge per day	4.5800	5.0380 *	Supply charge per day	9.2000	10.1200 *
<b>5093 : Residential - Controlled Load 2</b>			<b>5056 : Business - Controlled Load 2</b>		
All KWh	12.6960	13.9656 *	All KWh	12.6390	13.9029 *
Supply charge per day	5.4800	6.0280 *	Supply charge per day	9.2000	10.1200 *
<b>5006 : Residential - Peak</b>			<b>5016 : Business - Peak</b>		
All KWh	23.8240	26.2064 *	All KWh	23.0350	25.3385 *
Supply charge per day	116.4300	128.0730 *	Supply charge per day	318.4300	350.2730 *
<b>5007 : Residential - Shoulder</b>			<b>5017 : Business - Shoulder</b>		
All KWh	20.7010	22.7711 *	All KWh	23.0350	25.3385 *
<b>5008 : Residential - Off Peak</b>			<b>5018 : Business - Off Peak</b>		
All KWh	9.2460	10.1706 *	All KWh	13.4060	14.7466 *

\* Indicates the price payable by customers, refer to GST note in Section 1.2

NOT APPLICABLE TO NEW CONNECTIONS

2.1.21 West Wyalong, Temora, Jugiong, Coolamon, Junee and Cootamundra

	Excl GST (cents)	Incl GST (cents)		Excl GST (cents)	Incl GST (cents)
<b>5000 : Residential</b>			<b>5009 : Business</b>		
All KWh	22.1220	24.3342 *	First 3.3 KWh	33.0470	36.3517 *
Supply charge per day	55.4200	60.9620 *	All Remaining KWh	23.7680	26.1448 *
<b>5001 : Residential - Controlled Load 1</b>			<b>5011 : Business - Controlled Load 1</b>		
All KWh	7.8140	8.5954 *	All KWh	7.8470	8.6317 *
Supply charge per day	4.5800	5.0380 *	Supply charge per day	9.2000	10.1200 *
<b>5002 : Residential - Controlled Load 2</b>			<b>5012 : Business - Controlled Load 2</b>		
All KWh	12.6960	13.9656 *	All KWh	12.6390	13.9029 *
Supply charge per day	5.4800	6.0280 *	Supply charge per day	9.2000	10.1200 *
<b>5003 : Residential - Peak</b>			<b>5013 : Business - Peak</b>		
All KWh	20.0920	22.1012 *	All KWh	22.4030	24.6433 *
Supply charge per day	82.6600	90.9260 *	Supply charge per day	318.4300	350.2730 *
<b>5004 : Residential - Shoulder</b>			<b>5014 : Business - Shoulder</b>		
All KWh	17.3970	19.1367 *	All KWh	22.4030	24.6433 *
<b>5005 : Residential - Off Peak</b>			<b>5015 : Business - Off Peak</b>		
All KWh	8.7720	9.6492 *	All KWh	12.6510	13.9161 *
<b>5067 : Residential</b>			<b>5010 : Business</b>		
All KWh	22.1220	24.3342 *	First 3.3 KWh	40.0830	44.0913 *
Supply charge per day	82.6600	90.9260 *	All Remaining KWh	25.3350	27.8685 *
<b>5081 : Residential - Controlled Load 1</b>			<b>5047 : Business - Controlled Load 1</b>		
All KWh	8.4340	9.2774 *	All KWh	7.8470	8.6317 *
Supply charge per day	4.5800	5.0380 *	Supply charge per day	9.2000	10.1200 *
<b>5092 : Residential - Controlled Load 2</b>			<b>5056 : Business - Controlled Load 2</b>		
All KWh	12.6960	13.9656 *	All KWh	12.6390	13.9029 *
Supply charge per day	5.4800	6.0280 *	Supply charge per day	9.2000	10.1200 *
<b>5006 : Residential - Peak</b>			<b>5016 : Business - Peak</b>		
All KWh	23.8240	26.2064 *	All KWh	23.0350	25.3385 *
Supply charge per day	116.4300	128.0730 *	Supply charge per day	318.4300	350.2730 *
<b>5007 : Residential - Shoulder</b>			<b>5017 : Business - Shoulder</b>		
All KWh	20.7010	22.7711 *	All KWh	23.0350	25.3385 *
<b>5008 : Residential - Off Peak</b>			<b>5018 : Business - Off Peak</b>		
All KWh	9.2460	10.1706 *	All KWh	13.4060	14.7466 *

\* Indicates the price payable by customers, refer to GST note in Section 1.2

NOT APPLICABLE TO NEW CONNECTIONS

2.1.22 Young, Boorowa, Frogmore, Reids Flat

	Excl GST (cents)	Incl GST (cents)		Excl GST (cents)	Incl GST (cents)
<b>5000 : Residential</b>			<b>5009 : Business</b>		
All KWh	22.1220	24.3342 *	First 3.3 KWh	33.0470	36.3517 *
Supply charge per day	55.4200	60.9620 *	All Remaining KWh	23.7680	26.1448 *
<b>5001 : Residential - Controlled Load 1</b>			<b>5011 : Business - Controlled Load 1</b>		
All KWh	7.8140	8.5954 *	All KWh	7.8470	8.6317 *
Supply charge per day	4.5800	5.0380 *	Supply charge per day	9.2000	10.1200 *
<b>5002 : Residential - Controlled Load 2</b>			<b>5012 : Business - Controlled Load 2</b>		
All KWh	12.6960	13.9656 *	All KWh	12.6390	13.9029 *
Supply charge per day	5.4800	6.0280 *	Supply charge per day	9.2000	10.1200 *
<b>5003 : Residential - Peak</b>			<b>5013 : Business - Peak</b>		
All KWh	20.0920	22.1012 *	All KWh	22.4030	24.6433 *
Supply charge per day	82.6600	90.9260 *	Supply charge per day	318.4300	350.2730 *
<b>5004 : Residential - Shoulder</b>			<b>5014 : Business - Shoulder</b>		
All KWh	17.3970	19.1367 *	All KWh	22.4030	24.6433 *
<b>5005 : Residential - Off Peak</b>			<b>5015 : Business - Off Peak</b>		
All KWh	8.7720	9.6492 *	All KWh	12.6510	13.9161 *
<b>5065 : Residential</b>			<b>5010 : Business</b>		
All KWh	22.1220	24.3342 *	First 3.3 KWh	40.0830	44.0913 *
Supply charge per day	82.6600	90.9260 *	All Remaining KWh	25.3350	27.8685 *
<b>5081 : Residential - Controlled Load 1</b>			<b>5047 : Business - Controlled Load 1</b>		
All KWh	8.4340	9.2774 *	All KWh	7.8470	8.6317 *
Supply charge per day	4.5800	5.0380 *	Supply charge per day	9.2000	10.1200 *
<b>5091 : Residential - Controlled Load 2</b>			<b>5056 : Business - Controlled Load 2</b>		
All KWh	12.6960	13.9656 *	All KWh	12.6390	13.9029 *
Supply charge per day	5.4800	6.0280 *	Supply charge per day	9.2000	10.1200 *
<b>5006 : Residential - Peak</b>			<b>5016 : Business - Peak</b>		
All KWh	23.8240	26.2064 *	All KWh	23.0350	25.3385 *
Supply charge per day	116.4300	128.0730 *	Supply charge per day	318.4300	350.2730 *
<b>5007 : Residential - Shoulder</b>			<b>5017 : Business - Shoulder</b>		
All KWh	20.7010	22.7711 *	All KWh	23.0350	25.3385 *
<b>5008 : Residential - Off Peak</b>			<b>5018 : Business - Off Peak</b>		
All KWh	9.2460	10.1706 *	All KWh	13.4060	14.7466 *

\* Indicates the price payable by customers, refer to GST note in Section 1.2

NOT APPLICABLE TO NEW CONNECTIONS

2.1.23 Broken Hill

	Excl GST (cents)	Incl GST (cents)		Excl GST (cents)	Incl GST (cents)
<b>7415 : Off Peak Irrigation</b>			<b>7439 : Irrig Pumping Day Rate - OP</b>		
All KWh	7.8470	8.6317 *	All KWh	12.6510	13.9161 *
Supply charge per day	9.2000	10.1200 *			
<b>7418 : Business</b>			<b>7434 : GS Irrig Opt Time of Day - Pk</b>		
All KWh	22.6290	24.8919 *	All KWh	25.1660	27.6826 *
Supply charge per day	67.7500	74.5250 *	Supply charge per day	252.4600	277.7060 *
<b>7437 : GS Irrig Opt - Block</b>			<b>7435 : GS Irrig Opt Time of Day - Sh</b>		
First 3.33 KWh	25.3350	27.8685 *	All KWh	25.1660	27.6826 *
All Remaining KWh	25.0420	27.5462 *			
Supply charge per day	67.7500	74.5250 *			
<b>7441 : Water Pumping</b>			<b>7436 : GS Irrig Time of Day - OP</b>		
All KWh	25.3350	27.8685 *	All KWh	13.4060	14.7466 *
Supply charge per day	105.0200	115.5220 *			
<b>7442 : Business</b>			<b>7432 : Business - Peak</b>		
All KWh	25.3350	27.8685 *	All KWh	26.1240	28.7364 *
Supply charge per day	105.0200	115.5220 *	Supply charge per day	254.7400	280.2140 *
<b>7438 : Irrig Pumping Day Rate - Peak</b>			<b>7433 : Business - Off Peak</b>		
First 6.67 KWh	22.3200	24.5520 *	All KWh	15.6950	17.2645 *
All Remaining KWh	22.3200	24.5520 *			
Supply charge per day	252.4600	277.7060 *			

\* Indicates the price payable by customers, refer to GST note in Section 1.2

## 2.2 REGULATED RETAIL CHARGES

Regulated retail charges are charges that Country Energy may charge to small retail customers supplied electricity under Country Energy's standard form contract. Regulated retail charges are separate from and additional to the regulated retail prices.

Country Energy may charge under a standard form customer supply contract for a miscellaneous transaction listed below.

### 2.2.1 Dishonoured Bank Cheque

Fee for a dishonoured bank cheque is 2 times the regular GST exclusive fee charged by the Bank to which the cheque is presented. GST of 10% will be added to these charges at time of billing.

### 2.2.2 Late Payment Fee

Customers may be charged a \$7.50 late payment fee (GST exclusive)

### 2.2.3 Security Deposit

Residential Customers may be charged a **\$180** deposit

The maximum amount of deposit that can be held for a Business Account is:

- 1.5 times average bill for quarterly – maximum **\$830**
- 1.75 times average bill for 2 monthly – maximum **\$650**
- 2.5 times average bill for monthly – maximum **\$460**

**This may be waived** dependent on the following factors:

- The customer has a good payment history already established with Country Energy
- The customer is asked and could produce a credit reference from another Electricity Distributor stating that all accounts have been paid by the due date in the last 12 month period

The customers agrees to enter into a Direct Debit or Centrepay payment options at the time of connection (at the Easy Pay calculated amount or pay when due).

### 3 REBATE SCHEDULE FOR COUNTRY ENERGY – ALL REGIONS

All rebates outlined are GST-exclusive and GST of 10% will be added to these charges.

#### 3.1 NSW CUSTOMER GOVERNMENT ENERGY REBATE

An eligible customer is defined as a resident in NSW and customer of Country Energy whose name appears on the electricity account for supply to his or her principal place of residence and hold either a:

- Pensioner Concession Card issued by Centrelink or the Department of Veterans Affairs; or
- One of the Centrelink Health Care Cards listed in the Energy Rebate Guidelines approved by the Minister for Energy; or
- Gold Card issued by the Department of Veterans Affairs marked with either War Widow, War Widower Pension, Totally and Permanently Incapacitated (TPI) or Disability Pension (EDA).

The rebate is calculated on a daily rate basis multiplied by the number of days in each billing cycle. In cases where the rebate component is greater than the total of the bill, the difference is to be applied to the customer's account as a credit to be carried forward to the next billing cycle.

Rebate	Annual amount from 1 July 2010 Excl GST	Daily rate from 1 July 2010 Excl GST
NSW Energy Rebate for Pensioners and health Care Card holders	\$145	\$0.3973

#### 3.2 LIFE SUPPORT REBATE

An eligible life support recipient is defined as a resident of NSW and customer of Country Energy who has submitted a valid Application Form signed by a registered medical practitioner to verify that the use of Approved Equipment is required at his or her principal place of residence.

The rebate is calculated on a daily rate basis multiplied by the number of days in each billing cycle. Customers who are currently receiving the Rebate are not required to submit a fresh Application Form until they are due for their two yearly validation.

Approved Equipment	Daily rate Excl GST
Positive Airways Pressure Device	\$ 0.16 \$0.32 for 24 hour usage
Enteral feeding pump	\$ 0.20
Phototherapy equipment	\$ 1.66
Home Dialysis	\$ 0.69
Ventilators	\$ 1.66

Approved Equipment	Daily rate Excl GST
Oxygen Concentrators	\$ 0.83 \$1.40 for 24 hour usage
Total Parenteral Nutrition (TPN) pump	\$0.38
External Heart Pump	\$0.05

### 3.3 MEDICAL ENERGY REBATE

An eligible medical energy rebate recipient is defined as a resident of NSW and customer of Country Energy who is the account holder or resides at the account holder's residence and who has an inability to self-regulate body temperature. This requires a signed form by a medical practitioner who has been treating the patient for at least three months.

The account holder must also have one of the following concession cards:

- Pensioner Concession Card; or
- Department of Veterans Affairs Gold Card; or
- Health Care Card

The medical practitioner must confirm that at least one of the Primary Qualifying Conditions and one of the Secondary Qualifying Conditions are met in order to be eligible for the Rebate. The Primary Qualifying Conditions are:

- Autonomic system dysfunction eg. severe spinal cord injury, stroke, brain injury and neurodegenerative disorders
- Loss of skin integrity or loss of sweating capacity eg. significant burns greater than 20 per cent or severe inflammatory skin conditions
- Objective reduction of physiological functioning at extremes of environmental temperatures eg. advanced Multiple Sclerosis
- Hypersensitivity to extremes of environmental temperature leading to increased pain or other discomfort or an increased risk of complications eg. Complex Regional Pain Syndrome or Advanced Peripheral Vascular Disease

The Secondary Qualifying Conditions are:

- Severe mobility eg. conditions such as Quadriplegia or high level Paraplegia
- Demonstrated significant loss of autonomic regulation of sweating, heart rate or blood pressure
- Demonstrated loss of physiological function or significant aggravation of clinical condition at extremes of environmental temperature

The Medical Energy Rebate can be received in addition to other assistance such as the Energy Rebate, the Life Support Rebate and the Energy Accounts Payment Assistance (EAPA) scheme.

The rebate is calculated on a daily rate basis multiplied by the number of days in each billing cycle. In cases where the rebate component is greater than the total of the bill, the difference is to be applied to the customer's account as a credit to be carried forward to the next billing cycle.

<b>Rebate</b>	<b>Annual amount from 1 July 2010 Excl GST</b>	<b>Daily rate from 1 July 2010 Excl GST</b>
NSW Medical Energy Rebate	\$145	\$0.3973